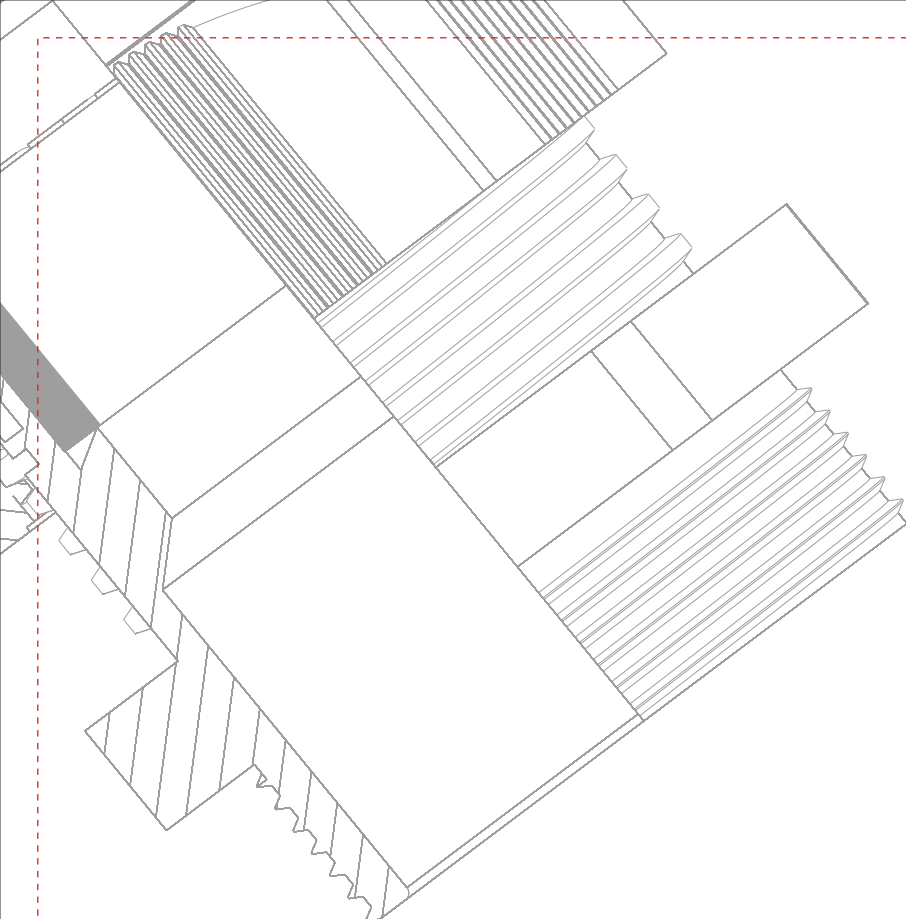


# 2017-2018 CATALOGUE



*Establish Safety Connection...*



**ORTAC<sup>®</sup>**

*since 1969*



 **ORTAC**<sup>®</sup>

Plastic Cable Glands & Accessories



 **ORTAC**<sup>®</sup>

Metal Cable Glands & Accessories



**ORvent**

Ventilation Elements



 **ORTAC**<sup>®</sup>

Industrial & Ex-proof Glands & Accs.



 **tacflex**

Protective Plastic & Metal  
Spiral Conduits & Accs.



## Company Profile

The company was founded in 1969 by Mr. ORTAC who is the first industrially produced injection machine tools in Turkey.

Today Ortac produces plastic & metal cable glands and protective spiral conduits with accessories for different industries and markets: mechanical and system engineering, the automotive industry, railways, electrical and installations engineering, hazardous areas, lighting industry and more.

Ortac products are primarily designed, moulding and produced in the Ortac's own production plants in Istanbul.

We currently supply hundreds of standard items from stock. We also develop and produce customer oriented products as based on special requirements.

Ortac has more than 50 representative companies in different part of the world, 15 injection machines, 8 cnc and other metal processing machines, tooling R&D and quality department employ over 80 people.



Firma kurucumuz Mehmet Ortac  
1980'den bir kare...

*Mehmet Ortac who is the founder of the company  
The picture was taken in 1980...*



CNC torna tezgahı  
CNC Lathe

## Firma Profili

Firmamız 1969 yılında Türkiye de ilk endüstriyel enjeksiyon makine kalıplarını üretenlerden biri olan Mehmet Ortac tarafından kurulmu tur. Bugün Ortac farklı sanayiler ve pazarlar için plastik, metal kablo rakorları ve spiral boru ve aksesuarları üretilen mekanik, sistem mühendisliği, otomotiv sanayi, raylı sistemler, elektrik ve tesisat mühendisliği, tehlikeli alanlar, aydınlatma endüstrisi ve daha fazla alanlara hizmet eder.

Tüm Ortac ürünleri firmanın istanbuldaki kendi üretim tesislerinde dizayn edilir, kalıplanır ve üretimi yapılır.

Ortac firması ve ürünleri uan itibarıyla dünyanın farklı noktalarında 50'den fazla firma tarafından temsil edilmektedir. 15 enjeksiyon makinesi, 8 cnc ve diğer metal işleme makineleri, kalıphane, arge ve kalite departmanları ile 80'den fazla kişiye istihdam sağlamaktadır.




Enjeksiyon Makineleri  
Injection Machines

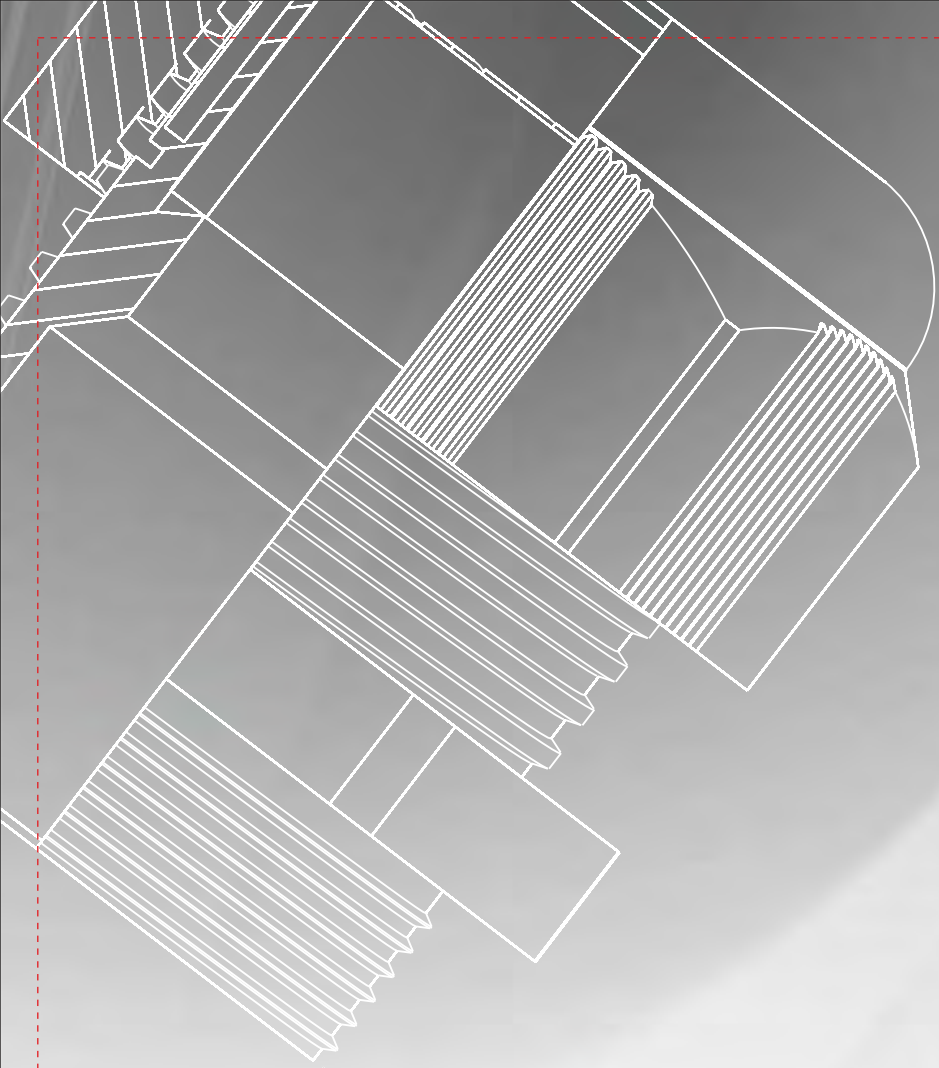


Corrugated boru makinesi  
Corrugated conduit machines

# INDEX

<u>Contents</u>	<u>Page</u>	<u>Contents</u>	<u>Page</u>
<b>Plastic Cable Glands &amp; Accessories</b>			
Standard type Metric - PG	4-5	RC type Ex-proof Reducers & Enlargers	65-66
Standard type PA6 V0 - UL94	6	NP type Ex-proof Nipples	67
Standard type with closed seal	7	CP type Ex-proof Couplings	68-69
Standard type with multihole or flat seal	8-9	ExMLS type Ex-proof Liquid Tight Conduit Fittings	70
Eurometric & reduced glands	10	STex type Ex-proof Bending resistance glands	71
Bending resistance glands	11-12	Shrouds & Earth Tags	72
Din type glands	13	WDCG Industrial Double Seal Armoured Glands	73
Din type with closed seal	14	WACG Industrial Single Seal Armoured Glands	74
Blind stops	15	WUG Industrial Single Seal Unarmoured Glands	75
Hexagonal Blind stops	16	AG Industrial Armoured Glands	76
Hexagonal locknuts	17	E1W type BS6121 Industrial Cable Glands	77
Hexagonal locknuts with collar	18	CW type BS6121 Industrial Cable Glands	78
Protection accessories	19	A2 type BS6121 Industrial Cable Glands	79
		BW type BS6121 Industrial Cable Glands	80
<b>ORvent Ventilation Elements</b>			
Plastic Ventilation Glands	22	<b>Protective Plastic &amp; Metal Spiral Conduits &amp; Accessories</b>	
Brass & Stainless steel Ventilation Glands	23	PA6-V2 & V0 Corrugated Conduits	82-83
Plastic Ventilation Plugs	24	PA6 V2-V0 Slit Type Corrugated Conduits	84
Brass Ventilation Plugs	25	PP Corrugated Conduits	85
Stainless Steel Ventilation Plugs	26	PP Slit Type Corrugated Conduits	86
<b>Metal Cable Glands &amp; Accessories</b>		PVC Spiral Conduits	87
Standard type Metric - PG	28-29	Plastic Metric & PG conduit Glands	88-89
Redc. & Expd. type Metric - PG	30	Metric & PG 90° Elbow Conduit Glands	90
Standard type NPT	31	Conduit Glands with Cable Holder	91
Special long type	32	Conduit Clips	92
Stainless steel glands Metric - PG	33	Spiral Conduit Glands	93
Stainless Steel Redc. & Expd. type Metric - PG	34	Galvanised Steel Spiral Conduits	94
Stainless steel glands NPT	35	PVC Coated Galvanised Steel Conduits	95
Mini glands	36	Halogen Free Galvanised Steel Conduits	96
EMC type glands	37	Steel Wire Overbraid Galvanised Conduits	97
Standard type silicone seal&o-ring	38	Steel Wire Overbraid PVC Coated Galvanised Conduits	98
Standard type with multihole or flat seal	39-40	Steel Wire Overbraid Polyamide Conduits	99
XL type glands	41	Liquid Tight Conduits	100
Bending resistance glands	42	Halogen Free Liquid Tight Conduits	101
A2 Flat type glands	43	Steel Wire Overbraid Liquid Tight Conduits	102
Marine type armoured glands	44	Fixed & Swivel Liquid Tight Conduit Glands Metric & PG	103
Traction relief type glands	45	Fixed & Swivel Liquid Tight Conduit Glands NPT	104
Blind stops	46	Fixed & Swivel Female Liquid Tight Conduit Glands Metric & PG	105
Hexagonal locknuts	47	Fixed & Swivel Female Liquid Tight Conduit Glands NPT	106
Stainless steel locknuts	48	Fixed & Swivel Steel Wire Overbraid Plastic Conduit Glands	107
EMC locknuts	49	Liquid Tight Conduit Glands with Cable Holder Metric,PG & NPT	108-109
Reducers	50	Fixed & Swivel Straight Conduit Fittings Metric,PG & NPT	110-112
Enlargers	51	<b>Connectors &amp; Other Products</b>	
Adapters	52	Led Waterproof Connectors	114
<b>Ex-proof &amp; Industrial Type Glands &amp; Accessories</b>		Tube glands	115
Ex-proof & Industrial glands part numbering	54	RJ-45 Glands	116
DCG Ex-proof Double Seal Armoured Glands	55	Socket Terminals	117
ACG Ex-proof Single Seal Armoured Glands	56	Screw Terminals & Wire Connectors	118
UAG Ex-proof Unarmoured Glands	57	Electrical Motor Accessories	119
UG Ex-proof Unarmoured Glands	58	DIN Rails	120
Ex-proof Accessories Numbering	59	Protection Class Table	121
TK-TS-TO type Ex-proof Stopper Plugs	60-61-62		
AP - AP1 type Ex-proof Adapters	63-64		





PLASTIC CABLE GLANDS & ACCESSORIES

## ORTAC PLASTIC CABLE GLANDS SERIES

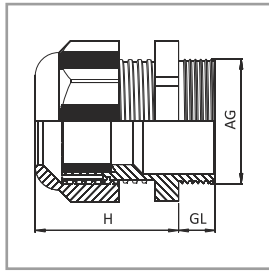


## POLYAMIDE CABLE GLANDS STANDARD TYPE METRIC

### TECHNICAL DETAILS

Material	: Polyamide PA6 V2
Cap nut	: TPV
Sealing ring	: TPV
Gland body	: Polyamide PA6 V2
Connection thread	: Metric (EN 60423)
Protection class	: IP68 5 bar
Temperature range	: -20 °C + 100 °C -30 °C + 150 °C (short term)

Properties  
 Antivibration protection  
 UV resistance  
 Easy to assemble  
 VDE approval (40030037)  
 Halogen free



### ETANJ RAKOR

Hammaddesi	: Polyamid PA6
Renk	: RAL 7001 (Gri) : RAL 7035 (Açık Gri) : RAL 9005 (Siyah)
Ba lantı di i M	: EN 60423
Koruma sınıfı	: IP68 5 bar
Sürekli ısıya direnci	: -20 °C + 100 °C
Kısa süreli ısıya direnci	: -30 °C + 150 °C
Conta	: Termoplastik vulkanize TPV



RAL 7001



RAL 7035



RAL 9005

\* Red ( RAL 3020) and White (RAL 9010) colours are available

### METRIC THREAD CABLE GLANDS

AG Thread	Gray Code ■ RAL 7001	L. Gray Code ■ RAL 7035	Black Code ■ RAL 9005	H mm	GL mm	mm	mm
M 12 x 1,5	OMRG 01	OMRL 01	OMRB 01	24	8	15	3 - 6,5
M 16 x 1,5	OMRG 02	OMRL 02	OMRB 02	28	8	19	4 - 8
M 16 x 1,5	OMRG 03	OMRL 03	OMRB 03	29	10	22	5 - 10
M 20 x 1,5	OMRG 04RS	OMRL 04RS	OMRB 04RS	29	10	24	4 - 10
M 20 x 1,5	OMRG 04	OMRL 04	OMRB 04	29	10	24	6 - 12
M 20 x 1,5	OMRG 05	OMRL 05	OMRB 05	33	10	27	10 - 14
M 25 x 1,5	OMRG 06	OMRL 06	OMRB 06	38	10	33	13 - 18
M 32 x 1,5	OMRG 07	OMRL 07	OMRB 07	41	10	42	18 - 25
M 40 x 1,5	OMRG 08	OMRL 08	OMRB 08	51	10	53	22 - 32
M 50 x 1,5	OMRG 09	OMRL 09	OMRB 09	53	18	60	30 - 38
M 63 x 1,5	OMRG 10	OMRL 10	OMRB 10	55	18	70	34 - 44

### LONG METRIC CABLE GLANDS

M 12 x 1,5	OMRG 01L	OMRL 01L	OMRB 01L	24	15	15	3 - 6,5
M 16 x 1,5	OMRG 11S	OMRL 11S	OMRB 11S	28	15	19	4 - 8
M 16 x 1,5	OMRG 11	OMRL 11	OMRB 11	29	15	22	5 - 10
M 20 x 1,5	OMRG 12RS	OMRL 12RS	OMRB 12RS	29	15	24	4 - 10
M 20 x 1,5	OMRG 12	OMRL 12	OMRB 12	29	15	24	6 - 12
M 20 x 1,5	OMRG 13	OMRL 13	OMRB 13	33	15	27	10 - 14
M 25 x 1,5	OMRG 14	OMRL 14	OMRB 14	38	15	33	13 - 18
M 32 x 1,5	OMRG 15	OMRL 15	OMRB 15	41	18	42	18 - 25
M 40 x 1,5	OMRG 16	OMRL 16	OMRB 16	51	18	53	22 - 32

PRODUCT RANGE OVERVIEW

IP 68

Halogen free

ORTAC PLASTIC CABLE GLANDS SERIES

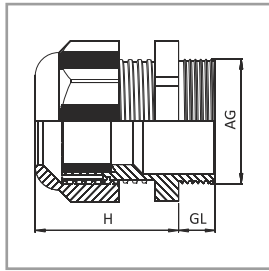


## POLYAMIDE CABLE GLANDS STANDARD TYPE PG

### TECHNICAL DETAILS

Material	: Polyamide PA6 V2
Cap nut	: TPV
Sealing ring	: Polyamide PA6 V2
Gland body	: PG (DIN 40430)
Connection thread	: IP68 5 bar
Protection class	: -20 °C + 100 °C
Temperature range	: -30 °C + 150 °C (short term)

Properties  
Antivibration protection  
UV resistance  
Easy to assemble  
Halogen free



### ETANJ RAKOR

Hammaddesi	: Polyamid PA6
Renk	: RAL 7001 (Gri) : RAL 7035 (Açık Gri) : RAL 9005 (Siyah)
Ba lantı di i PG	: DIN 40430
Koruma sınıfı	: IP68 5 bar
Sürekli ısıya direnci	: -20 °C + 100 °C
Kısa süreli ısıya direnci	: -30 °C + 150 °C
Conta	: Termoplastik vulkanize TPV



■ RAL 7001

■ RAL 7035

■ RAL 9005

\* Red ( RAL 3020) and White (RAL 9010) colours are available

### PG THREAD CABLE GLANDS

AG Thread	Gray Code ■ RAL 7001	L. Gray Code ■ RAL 7035	Black Code ■ RAL 9005	H mm	GL mm	mm	mm
PG 7	ORG 01	ORL 01	ORB 01	24	8	15	3 - 6,5
PG 9	ORG 02	ORL 02	ORB 02	28	8	19	4 - 8
PG 11	ORG 03	ORL 03	ORB 03	29	8	22	5 - 10
PG 13,5	ORG 04RS	ORL 04RS	ORB 04RS	29	9	24	4 - 10
PG 13,5	ORG 04	ORL 04	ORB 04	29	9	24	6 - 12
PG 16	ORG 05	ORL 05	ORB 05	33	9	27	10 - 14
PG 21	ORG 06	ORL 06	ORB 06	38	11	33	13 - 18
PG29	ORG 07	ORL 07	ORB 07	41	11	42	18 - 25
PG36	ORG 08	ORL 08	ORB 08	51	13	53	22 - 32
PG42	ORG 09	ORL 09	ORB 09	53	13	60	30 - 38
PG48	ORG 10	ORL 10	ORB 10	55	14	65	34 - 44

### LONG PG CABLE GLANDS

PG 7	ORGL 01	ORLL 01	ORBL 01	24	15	15	3 - 6,5
PG 9	ORGL 02	ORLL 02	ORBL 02	28	15	19	4 - 8
PG 11	ORGL 03A	ORLL 03A	ORBL 03A	29	10	22	5 - 10
PG 11	ORGL 03	ORLL 03	ORBL 03	29	15	22	5 - 10
PG 13.5	ORGL 04RS	ORLL 04RS	ORBL 04RS	29	15	24	4 - 10
PG 13.5	ORGL 04	ORLL 04	ORBL 04	29	15	24	6 - 12
PG 16	ORGL 05	ORLL 05	ORBL 05	33	15	27	10 - 14
PG 21	ORGL 06	ORLL 06	ORBL 06	38	15	33	13 - 18

PRODUCT RANGE OVERVIEW

IP 68

Halogen free



## ORTAC PLASTIC CABLE GLANDS SERIES



## POLYAMIDE CABLE GLANDS

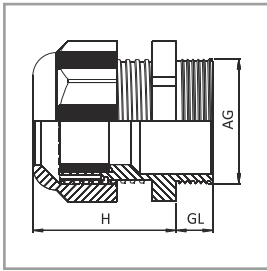
### VO - UL94

#### TECHNICAL DETAILS

Material	: Polyamide PA6 VO-UL94
Cap nut	: TPV
Sealing ring	: TPV
Gland body	: Polyamide PA6 VO-UL94
Connection thread	: Metric (EN60423)/PG (DIN 40430)
Protection class	: IP68 - 5 bar
Temperature range	: -20 °C + 100 °C -30 °C + 150 °C (short term)

#### Properties

Fire protection class VO as per UL94  
 Antivibration protection  
 UV resistance  
 Easy to assemble  
 Halogen free



#### ETANJ RAKOR VO - UL94

Hammaddesi	: Polyamid VO - UL94
Renk	: RAL 7001 (Gri) : RAL 7035 (Açık Gri) : RAL 9005 (Siyah)
Ba lantı di i M	: EN 60423
Ba lantı di i PG	: DIN 40430
Koruma sınıfı	: IP68 5 bar
Sürekli ısıya direnci	: -20 °C + 100 °C
Kısa süreli ısıya direnci	: -30 °C + 150 °C
Conta	: Termoplastik vulkanize TPV



RAL 7001



RAL 7035



RAL 9005

#### METRIC/PG THREAD CABLE GLANDS

AG Thread	Gray Code ■ RAL 7001	L. Gray Code ■ RAL 7035	Black Code ■ RAL 9005	H mm	GL mm	mm	mm
M 12 x 1,5	OMRGV 01	OMRLV 01	OMRBV 01	24	8	15	3 - 6,5
M 16 x 1,5	OMRGV 02	OMRLV 02	OMRBV 02	28	8	19	4 - 8
M 16 x 1,5	OMRGV 03	OMRLV 03	OMRBV 03	29	10	22	5 - 10
M 20 x 1,5	OMRGV 04RS	OMRLV 04RS	OMRBV 04RS	29	10	24	4 - 10
M 20 x 1,5	OMRGV 04	OMRLV 04	OMRBV 04	29	10	24	6 - 12
M 20 x 1,5	OMRGV 05	OMRLV 05	OMRBV 05	33	10	27	10 - 14
M 25 x 1,5	OMRGV 06	OMRLV 06	OMRBV 06	38	10	33	13 - 18
M 32 x 1,5	OMRGV 07	OMRLV 07	OMRBV 07	41	10	42	18 - 25
M 40 x 1,5	OMRGV 08	OMRLV 08	OMRBV 08	51	10	53	22 - 32
M 50 x 1,5	OMRGV 09	OMRLV 09	OMRBV 09	53	18	60	30 - 38
M 63 x 1,5	OMRGV 10	OMRLV 10	OMRBV 10	55	18	65	34 - 44
PG 7	ORGV 01	ORLV 01	ORBV 01	24	8	15	3 - 6,5
PG 9	ORGV 02	ORLV 02	ORBV 02	28	8	19	4 - 8
PG 11	ORGV 03	ORLV 03	ORBV 03	29	8	22	5 - 10
PG 13,5	ORGV 04RS	ORLV 04RS	ORBV 04RS	29	9	24	4 - 10
PG 13,5	ORGV 04	ORLV 04	ORBV 04	29	9	24	6 - 12
PG 16	ORGV 05	ORLV 05	ORBV 05	33	9	27	10 - 14
PG 21	ORGV 06	ORLV 06	ORBV 06	38	11	33	13 - 18
PG 29	ORGV 07	ORLV 07	ORBV 07	41	11	42	18 - 25
PG 36	ORGV 08	ORLV 08	ORBV 08	51	13	53	22 - 32
PG 42	ORGV 09	ORLV 09	ORBV 09	53	13	60	30 - 38
PG 48	ORGV 10	ORLV 10	ORBV 10	55	14	65	34 - 44

\* Long thread versions are also available.

ORTAC PLASTIC CABLE GLANDS SERIES

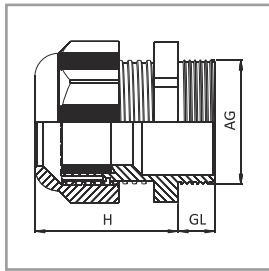


## POLYAMIDE CABLE GLANDS CLOSED SEAL

### TECHNICAL DETAILS

Material	: Polyamide PA6 V2
Cap nut	: TPV special seal for dust resistance
Sealing ring	: Polyamide PA6 V2
Gland body	: Metric (EN60423)/PG (DIN 40430)
Connection thread	: IP65
Protection class	: -20 °C + 100 °C
Temperature range	: -30 °C + 150 °C (short term)

Properties  
Dust resistance with special seal  
Antivibration protection  
UV resistance  
Easy to assemble  
Halogen free



### ETANJ RAKOR-KAPALI CONTA

Hammaddesi	: Polyamid PA6 V2
Renk	: RAL 7001 (Gri)
	: RAL 7035 (Açık Gri)
	: RAL 9005 (Siyah)
Ba lantı di i M	: EN 60423
Ba lantı di i PG	: DIN 40430
Koruma sınıfı	: IP65
Sürekli ısıya direnci	: -20 °C + 100 °C
Kısa süreli ısıya direnci	: -30 °C + 150 °C
Conta	: Termoplastik vulkanize TPV



■ RAL 7001



■ RAL 7035



■ RAL 9005

### METRIC/PG THREAD CABLE GLANDS

AG Thread	Gray Code ■ RAL 7001	L. Gray Code ■ RAL 7035	Black Code ■ RAL 9005	H mm	GL mm	mm	mm
M 12 x 1,5	KMRG 01	KMRL 01	KMRB 01	24	8	15	3 - 6,5
M 16 x 1,5	KMRG 02	KMRL 02	KMRB 02	28	8	19	4 - 8
M 16 x 1,5	KMRG 03	KMRL 03	KMRB 03	29	10	22	5 - 10
M 20 x 1,5	KMRG 04	KMRL 04	KMRB 04	29	10	24	6 - 12
M 20 x 1,5	KMRG 05	KMRL 05	KMRB 05	33	10	27	10 - 14
M 25 x 1,5	KMRG 06	KMRL 06	KMRB 06	38	10	33	13 - 18
M 32 x 1,5	KMRG 07	KMRL 07	KMRB 07	41	10	42	18 - 25
M 40 x 1,5	KMRG 08	KMRL 08	KMRB 08	51	10	53	22 - 32
M 50 x 1,5	KMRG 09	KMRL 09	KMRB 09	53	18	60	30 - 38
M 63 x 1,5	KMRG 10	KMRL 10	KMRB 10	55	18	70	34 - 44
PG 7	KRG 01	KRL 01	KRB 01	24	8	15	3 - 6,5
PG 9	KRG 02	KRL 02	KRB 02	28	8	19	4 - 8
PG 11	KRG 03	KRL 03	KRB 03	29	8	22	5 - 10
PG 13,5	KRG 04	KRL 04	KRB 04	29	9	24	6 - 12
PG 16	KRG 05	KRL 05	KRB 05	33	9	27	10 - 14
PG 21	KRG 06	KRL 06	KRB 06	38	11	33	13 - 18
PG 29	KRG 07	KRL 07	KRB 07	41	11	42	18 - 25
PG 36	KRG 08	KRL 08	KRB 08	51	13	53	22 - 32
PG 42	KRG 09	KRL 09	KRB 09	53	13	60	30 - 38
PG 48	KRG 10	KRL 10	KRB 10	55	14	65	34 - 44

PRODUCT RANGE OVERVIEW

IP 65  
Halogen free

\* Long thread versions are also available.

## ORTAC PLASTIC CABLE GLANDS SERIES

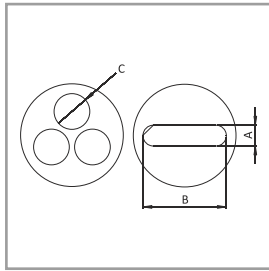


## POLYAMIDE CABLE GLANDS MULTIHOLE - FLATHOLE

### TECHNICAL DETAILS

Material	: Polyamid PA6 V2
Cap nut	: TPV special seal for multi / flat cables
Sealing ring	: Polyamid PA6 V2
Gland body	: Metric (EN60423)
Connection thread	: IP65
Protection class	: -20 °C + 100 °C
Temperature range	: -30 °C + 150 °C (short term)

Properties  
 For multi or flat cables  
 Antivibration protection  
 UV resistance  
 Easy to assemble  
 Halogen free



### MULT ETANJ RAKOR

Hammaddesi	: Polyamid PA6 V2
Renk	: RAL 7001 (Gri)
	: RAL 7035 (Açık Gri)
	: RAL 9005 (Siyah)
Ba lantı di i M	: EN 60423
Koruma sınıfı	: IP65
Sürekli ısıya direnci	: -20 °C + 100 °C
Kısa süreli ısıya direnci	: -30 °C + 150 °C
Conta	: Termoplastik vulkanize TPV



RAL 7001



RAL 7035



RAL 9005

### METRIC THREAD CABLE GLANDS

AG Thread	Gray Code		Black Code	Number of holes mm	C mm
	■ RAL 7001	■ RAL 7035			
M 16 x 1,5	OMRG 02A3	OMRL 02A3	OMRB 02A3	2	3
M 16 x 1,5	OMRG 02B3	OMRL 02B3	OMRB 02B3	3	3
M 16 x 1,5	OMRG 02C3	OMRL 02C3	OMRB 02C3	4	3
M 16 x 1,5	OMRG 03A4	OMRL 03A4	OMRB 03A4	2	4
M 16 x 1,5	OMRG 03A5	OMRL 03A5	OMRB 03A5	2	5
M 16 x 1,5	OMRG 03B4	OMRL 03B4	OMRB 03B4	3	4
M 16 x 1,5	OMRG 03B5	OMRL 03B5	OMRB 03B5	3	5
M 20 x 1,5	OMRG 04A5	OMRL 04A5	OMRB 04A5	2	5
M 20 x 1,5	OMRG 04A6	OMRL 04A6	OMRB 04A6	2	6
M 20 x 1,5	OMRG 04B4	OMRL 04B4	OMRB 04B4	3	4
M 20 x 1,5	OMRG 04B5	OMRL 04B5	OMRB 04B5	3	5
M 20 x 1,5	OMRG 05A4	OMRL 05A4	OMRB 05A4	2	4
M 20 x 1,5	OMRG 05A7	OMRL 05A7	OMRB 05A7	2	7
M 20 x 1,5	OMRG 05B4	OMRL 05B4	OMRB 05B4	3	4
M 20 x 1,5	OMRG 05B6	OMRL 05B6	OMRB 05B6	3	6
M 20 x 1,5	OMRG 05C5	OMRL 05C5	OMRB 05C5	4	5
M 25 x 1,5	OMRG 06A8	OMRL 06A8	OMRB 06A8	2	8
M 25 x 1,5	OMRG 06A9	OMRL 06A9	OMRB 06A9	2	9
M 25 x 1,5	OMRG 06B5	OMRL 06B5	OMRB 06B5	3	5
M 25 x 1,5	OMRG 06B7	OMRL 06B7	OMRB 06B7	3	7
M 25 x 1,5	OMRG 06B8	OMRL 06B8	OMRB 06B8	3	8
M 25 x 1,5	OMRG 06C7	OMRL 06C7	OMRB 06C7	4	7
M 25 x 1,5	OMRG 06G3	OMRL 06G3	OMRB 06G3	8	3
M 25 x 1,5	OMRG 06G4	OMRL 06G4	OMRB 06G4	8	4
M 32 x 1,5	OMRG 07C9	OMRL 07C9	OMRB 07C9	4	9
M 32 x 1,5	OMRG 0703	OMRL 0703	OMRB 0703	16	3
M 40 x 1,5	OMRG 08E8	OMRL 08E8	OMRB 08E8	6	8
FLATHOLE METRIC CABLE GLANDS				A / mm	B / mm
M 20 x 1,5	YMRG 05	YMRL 05	YMRB 05	7	13
M 25 x 1,5	YMRG 06	YMRL 06	YMRB 06	5	17
M 32 x 1,5	YMRG 07	YMRL 07	YMRB 07	8	22
M 40 x 1,5	YMRG 08	YMRL 08	YMRB 08	10	28
M 40 x 1,5	YMRG 08A	YMRL 08A	YMRB 08A	5,5	28
M 50 x 1,5	YMRG 09	YMRL 09	YMRB 09	12	33

IP 65

Halogen free

PRODUCT RANGE OVERVIEW



ORTAC PLASTIC CABLE GLANDS SERIES

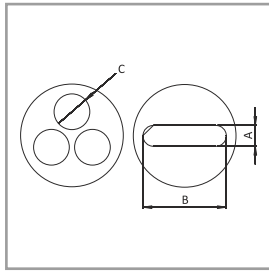


## POLYAMIDE CABLE GLANDS MULTIHOLE - FLATHOLE

### TECHNICAL DETAILS

Material	: Polyamid PA6 V2
Cap nut	: TPV special seal for multi & flat cables
Sealing ring	: Polyamid PA6 V2
Gland body	: PG (DIN 40430)
Connection thread	: IP65
Protection class	: -20 °C + 100 °C
Temperature range	: -30 °C + 150 °C (short term)

Properties  
For multi or flat cables  
Antivibration protection  
UV resistance  
Easy to assemble  
Halogen free



### MULT ETANJ RAKOR

Hammaddesi	: Polyamid PA6 V2
Renk	: RAL 7001 (Gri)
	: RAL 7035 (Açık Gri)
	: RAL 9005 (Siyah)
Ba lantı di i PG	: DIN 40430
Koruma sınıfı	: IP65
Sürekli ısıya direnci	: -20 °C + 100 °C
Kısa süreli ısıya direnci	: -30 °C + 150 °C
Conta	: Termoplastik vulkanize TPV



### PG THREAD CABLE GLANDS

AG Thread	Gray Code ■ RAL 7001	L. Gray Code ■ RAL 7035	Black Code ■ RAL 9005	Number of holes mm	C mm
PG 9	ORG 02A3	ORL 02A3	ORB 02A3	2	3
PG 9	ORG 02B3	ORL 02B3	ORB 02B3	3	3
PG 9	ORG 02C3	ORL 02C3	ORB 02C3	4	3
PG 11	ORG 03A4	ORL 03A4	ORB 03A4	2	4
PG 11	ORG 03A5	ORL 03A5	ORB 03A5	2	5
PG 11	ORG 03B4	ORL 03B4	ORB 03B4	3	4
PG 11	ORG 03B5	ORL 03B5	ORB 03B5	3	5
PG 13,5	ORG 04A5	ORL 04A5	ORB 04A5	2	5
PG 13,5	ORG 04A6	ORL 04A6	ORB 04A6	2	6
PG 13,5	ORG 04B4	ORL 04B4	ORB 04B4	3	4
PG 13,5	ORG 04B5	ORL 04B5	ORB 04B5	3	5
PG 16	ORG 05A4	ORL 05A4	ORB 05A4	2	4
PG 16	ORG 05A7	ORL 05A7	ORB 05A7	2	7
PG 16	ORG 05B4	ORL 05B4	ORB 05B4	3	4
PG 16	ORG 05B6	ORL 05B6	ORB 05B6	3	6
PG 16	ORG 05C5	ORL 05C5	ORB 05C5	4	5
PG 21	ORG 06A8	ORL 06A8	ORB 06A8	2	8
PG 21	ORG 06A9	ORL 06A9	ORB 06A9	2	9
PG 21	ORG 06B5	ORL 06B5	ORB 06B5	3	5
PG 21	ORG 06B7	ORL 06B7	ORB 06B7	3	7
PG 21	ORG 06B8	ORL 06B8	ORB 06B8	3	8
PG 21	ORG 06C7	ORL 06C7	ORB 06C7	4	7
PG 21	ORG 06G3	ORL 06G3	ORB 06G3	8	3
PG 21	ORG 06G4	ORL 06G4	ORB 06G4	8	4
PG 29	ORG 07C9	ORL 07C9	ORB 07C9	4	9
PG 29	ORG 0703	ORL 0703	ORB 0703	16	3
PG 36	ORG 08E8	ORL 08E8	ORB 08E8	6	8
<b>FLATHOLE METRIC CABLE GLANDS</b>				<b>A / mm</b>	<b>B / mm</b>
PG 16	YRG 05	YRL 05	YRB 05	7	13
PG 21	YRG 06	YRL 06	YRB 06	5	17
PG 29	YRG 07	YRL 07	YRB 07	8	22
PG 36	YRG 08	YRL 08	YRB 08	10	28
PG 36	YRG 08A	YRL 08A	YRB 08A	5,5	28
PG 42	YRG 09	YRL 09	YRB 09	12	33

PRODUCT RANGE OVERVIEW

IP 65

Halogen free

## ORTAC PLASTIC CABLE GLANDS SERIES

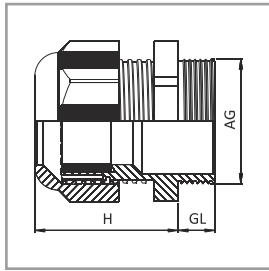


## POLYAMIDE CABLE GLANDS EURO METRIC - REDUCED

### TECHNICAL DETAILS

Material	: Polyamid PA6 V2
Cap nut	: TPV
Sealing ring	: TPV
Gland body	: Polyamid PA6 V2
Connection thread	: Metric (EN 60423)
Protection class	: IP68 - 5 bar
Temperature range	: -20 °C +100 °C -30 °C +150 °C (short term)

Properties  
For wide range of cables  
Antivibration protection  
UV resistance  
Easy to assemble  
Halogen free



### EUROMETR K - REDÜKS YON ETANJ RAKOR

Hammaddesi	: Polyamid PA6 V2
Renk	: RAL 7001 (Gri) : RAL 7035 (Açık Gri) : RAL 9005 (Siyah)
Ba lantı di i M	: EN 60423
Koruma sınıfı	: IP68 - 5 bar
Sürekli ısıya direnci	: -20 °C + 100 °C
Kısa süreli ısıya direnci	: -30 °C + 150 °C
Conta	: Termoplastik vulkanize TPV



RAL 7001



RAL 7035



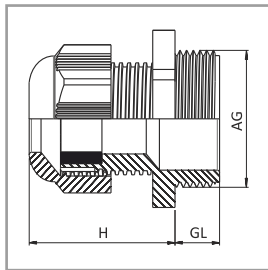
RAL 9005

### EURO METRIC THREAD CABLE GLANDS

AG Thread	Gray Code ■ RAL 7001	L. Gray Code ■ RAL 7035	Black Code ■ RAL 9005	H mm	GL mm	mm	mm
M 25 x 1,5	OMRG 06	OMRL 06	OMRB 06	35	10	29	11 - 17
M 25 x 1,5	OMRG E6-9	OMRL E6-9	OMRB E6-9	35	10	29	9 - 14
M 32 x 1,5	OMRG E7	OMRL E7	OMRB E7	40	10	36	15 - 21
M 40 x 1,5	OMRG E8	OMRL E8	OMRB E8	43	10	46	19 - 28

### LONG EURO METRIC CABLE GLANDS

M 25 x 1,5	OMRG E14	OMRL E14	OMRB E14	35	15	29	11 - 17
M 25 x 1,5	OMRG E14-9	OMRL E14-9	OMRB E14-9	35	15	29	9 - 14
M 32 x 1,5	OMRG E15	OMRL E15	OMRB E15	40	15	36	15 - 21
M 40 x 1,5	OMRG E16	OMRL E16	OMRB E16	43	15	46	19 - 28



### REDUCED METRIC CABLE GLANDS

M 25 x 1,5	OMRG ES4	OMRL ES4	OMRB ES4	32	10	29	4 - 10
M 25 x 1,5	OMRG ES6	OMRL ES6	OMRB ES6	32	10	29	6 - 12
M 25 x 1,5	OMRG ES14	OMRL ES14	OMRB ES14	32	15	29	4 - 10
M 25 x 1,5	OMRG ES16	OMRL ES16	OMRB ES16	32	15	29	6 - 12

PRODUCT RANGE OVERVIEW

IP 68

Halogen free

ORTAC PLASTIC CABLE GLANDS SERIES

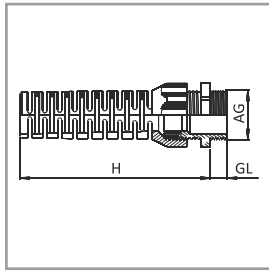


## POLYAMIDE CABLE GLANDS SPIRAL TYPE

### TECHNICAL DETAILS

Material	: Polyamid PA6 V2
Cap nut	: TPV special seal for bend resistance
Sealing ring	: Polyamid PA6 V2
Gland body	: Metric (EN60423)
Connection thread	: IP68 - 5 bar
Protection class	: -20 °C + 100 °C
Temperature range	: -30 °C + 150 °C (short term)

Properties  
With spiral top for bend protection  
For highly movable flexible cables  
Antivibration protection  
UV resistance  
Easy to assemble  
Halogen free



### SP RAL UÇLU ETANJ RAKOR

Hammaddesi	: Polyamid PA6 V2
Renk	: RAL 7001 (Gri)
	: RAL 7035 (Açık Gri)
	: RAL 9005 (Siyah)
Ba lantı di i M	: EN 60423
Koruma sınıfı	: IP68 5 bar
Sürekli ısıya direnci	: -20 °C + 100 °C
Kısa süreli ısıya direnci	: -30 °C + 150 °C
Conta	: Termoplastik vulkanize TPV



■ RAL 7001



■ RAL 7035



■ RAL 9005

### METRIC THREAD CABLE GLANDS

AG Thread	Gray Code ■ RAL 7001	L. Gray Code ■ RAL 7035	Black Code ■ RAL 9005	H mm	GL mm	mm	mm
M 12 x 1,5	OMRG 17	OMRL 17	OMRB 17	57	8	15	3 - 6,5
M 16 x 1,5	OMRG 18	OMRL 18	OMRB 18	70	8	19	4 - 8
M 16 x 1,5	OMRG 19	OMRL 19	OMRB 19	81	10	22	5 - 10
M 20 x 1,5	OMRG 20	OMRL 20	OMRB 20	89	10	24	6 - 12
M 20 x 1,5	OMRG 21	OMRL 21	OMRB 21	107	10	27	10 - 14
M 25 x 1,5	OMRG 22	OMRL 22	OMRB 22	124	10	33	13 - 18

### LONG METRIC CABLE GLANDS

M 12 x 1,5	OMRG 17L	OMRL 17L	OMRB 17L	57	15	15	3 - 6,5
M 16 x 1,5	OMRG 18L	OMRL 18L	OMRB 18L	70	15	19	4 - 8
M 16 x 1,5	OMRG 19L	OMRL 19L	OMRB 19L	81	15	22	5 - 10
M 20 x 1,5	OMRG 20L	OMRL 20L	OMRB 20L	89	15	24	6 - 12
M 20 x 1,5	OMRG 21L	OMRL 21L	OMRB 21L	107	15	27	10 - 14
M 25 x 1,5	OMRG 22L	OMRL 22L	OMRB 22L	124	15	33	13 - 18

PRODUCT RANGE OVERVIEW

IP 68

Halogen free



## ORTAC PLASTIC CABLE GLANDS SERIES



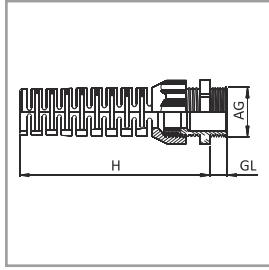
## POLYAMIDE CABLE GLANDS SPIRAL TYPE

### TECHNICAL DETAILS

Material	: Polyamide PA6 V2
Cap nut	: TPV special seal for bend resistance
Sealing ring	: Polyamide PA6 V2
Gland body	: PG (DIN 40430)
Connection thread	: IP68 - 5 bar
Protection class	: -20 °C + 100 °C
Temperature range	: -30 °C + 150 °C (short term)

### Properties

With spiral top for bend protection  
For highly movable flexible cables  
Antivibration protection  
UV resistance  
Easy to assemble  
Halogen free



### SP RAL UÇLU ETANJ RAKOR

Hammaddesi	: Polyamid PA6 V2
Renk	: RAL 7001 (Gri)
	: RAL 7035 (Açık Gri)
	: RAL 9005 (Siyah)
Ba lantı di i PG	: DIN 40430
Koruma sınıfı	: IP68 5 bar
Sürekli ısıya direnci	: -20 °C + 100 °C
Kısa süreli ısıya direnci	: -30 °C + 150 °C
Conta	: Termoplastik vulkanize TPV



RAL 7001



RAL 7035



RAL 9005

### PG THREAD CABLE GLANDS

AG Thread	Gray Code ■ RAL 7001	L. Gray Code ■ RAL 7035	Black Code ■ RAL 9005	H mm	GL mm	mm	mm
PG 7	ORG 19	ORL 19	ORB 19	57	8	15	3 - 6,5
PG 9	ORG 20	ORL 20	ORB 20	70	8	19	4 - 8
PG 11	ORG 21	ORL 21	ORB 21	81	8	22	5 - 10
PG 13,5	ORG 22	ORL 22	ORB 22	89	9	24	6 - 12
PG 16	ORG 23	ORL 23	ORB 23	107	9	27	10 - 14
PG 21	ORG 24	ORL 24	ORB 24	124	11	33	13 - 18

### LONG PG CABLE GLANDS

PG 7	ORG 19L	ORL 19L	ORB 19L	57	15	15	3 - 6,5
PG 9	ORG 20L	ORL 20L	ORB 20L	70	15	19	4 - 8
PG 11	ORG 21L	ORL 21L	ORB 21L	81	15	22	5 - 10
PG 13,5	ORG 22L	ORL 22L	ORB 22L	89	15	24	6 - 12
PG 16	ORG 23L	ORL 23L	ORB 23L	107	15	27	10 - 14
PG 21	ORG 24L	ORL 24L	ORB 24L	124	15	33	13 - 18

PRODUCT RANGE OVERVIEW

IP 68

Halogen free

ORTAC PLASTIC CABLE GLANDS SERIES

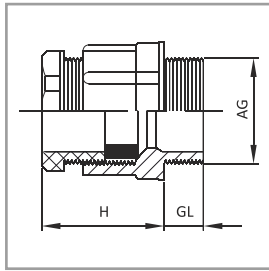


## POLYAMIDE CABLE GLANDS DIN TYPE

### TECHNICAL DETAILS

Material	: Polyamide PA6 V2 + 30% GF
Cap nut	: TPV
Sealing ring	: Polystyrene
Washer	: Polyamide PA6 V2
Gland body	: Metric (EN 60423)/PG (DIN 40430)
Connection thread	: IP54
Protection class	: -20 °C + 100 °C
Temperature range	

Properties  
UV resistance  
DIN type design and clamping  
Easy to assemble



### DÜZ T P RAKOR

Hammaddesi	: Polyamid PA6 V2
Renk	: RAL 7001 (Gri) : RAL 7035 (Açık Gri) : RAL 9005 (Siyah)
Ba lantı di i M	: EN 60423
Ba lantı di i PG	: DIN 40430
Koruma sınıfı	: IP54
Sürekli ısıya direnci	: -20 °C + 100 °C
Conta	: Termoplastik vulkanize TPV



■ RAL 7001



■ RAL 7035



■ RAL 9005

### METRIC/PG THREAD CABLE GLANDS

AG Thread	Gray Code ■ RAL 7001	L. Gray Code ■ RAL 7035	Black Code ■ RAL 9005	H mm	GL mm	mm	mm
M 12 x 1,5	DMRG 01	DMRL 01	DMRB 01	21	8	15	3,5 - 6
M 16 x 1,5	DMRG 02	DMRL 02	DMRB 02	22	8	19	4,5 - 7
M 16 x 1,5	DMRG 03	DMRL 03	DMRB 03	22	8	22	6 - 9
M 20 x 1,5	DMRG 04	DMRL 04	DMRB 04	26	9	24	8 - 13
M 20 x 1,5	DMRG 05	DMRL 05	DMRB 05	28	10	27	11 - 14
M 25 x 1,5	DMRG 06	DMRL 06	DMRB 06	32	11	33	14 - 18
PG 7	ORG 11	ORL 11	ORB 11	21	8	15	3,5 - 6
PG 9	ORG 12	ORL 12	ORB 12	22	8	19	4,5 - 7
PG 11	ORG 13	ORL 13	ORB 13	22	8	22	6 - 9
PG 13,5	ORG 14	ORL 14	ORB 14	26	9	24	8 - 13
PG 16	ORG 15	ORL 15	ORB 15	28	10	27	11 - 14
PG 21	ORG 16	ORL 16	ORB 16	32	11	33	14 - 18
PG 29	ORG 17	ORL 17	ORB 17	35	11	42	18 - 25
PG 36	ORG 18	ORL 18	ORB 18	39	13	53	25 - 32

PRODUCT RANGE OVERVIEW

IP 54

Halogen free

## ORTAC PLASTIC CABLE GLANDS SERIES

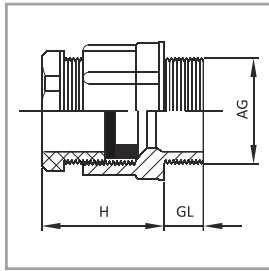


## POLYAMIDE CABLE GLANDS FLAT TYPE CLOSED SEAL

### TECHNICAL DETAILS

Material	: Polyamide PA6 V2 + 30% GF
Cap nut	: TPV (special seal for dust resistance)
Sealing ring	: Polystyrene
Washer	: Polyamide PA6 V2
Gland body	: Metric (EN 60423)/PG (DIN 40430)
Connection thread	: IP54
Protection class	: -20 °C + 100 °C
Temperature range	

Properties  
 Dust resistance with special seal  
 UV resistance  
 DIN type design and clamping  
 Easy to assemble



### DÜZ T P RAKOR KAPALI CONTALI

Hammaddesi	: Polyamid PA6 V2
Renk	: RAL 7001 (Gri) : RAL 7035 (Açık Gri) : RAL 9005 (Siyah)
Ba lantı di i M	: EN 60423
Ba lantı di i PG	: DIN 40430
Koruma sınıfı	: IP54
Sürekli ısıya direnci	: -20 °C + 100 °C
Conta	: Termoplastik vulkanize TPV



RAL 7001



RAL 7035



RAL 9005

### METRIC/PG THREAD CABLE GLANDS


AG Thread	Gray Code ■ RAL 7001	L. Gray Code ■ RAL 7035	Black Code ■ RAL 9005	H mm	GL mm	mm	mm
M 12 x 1,5	KMRG 17	KMRL 17	KMRB 17	21	8	15	3,5 - 6
M 16 x 1,5	KMRG 18	KMRL 18	KMRB 18	22	8	19	4,5 - 7
M 16 x 1,5	KMRG 19	KMRL 19	KMRB 19	22	8	22	6 - 9
M 20 x 1,5	KMRG 20	KMRL 20	KMRB 20	26	9	24	9 - 12
M 20 x 1,5	KMRG 21	KMRL 21	KMRB 21	28	10	27	11 - 14
M 25 x 1,5	KMRG 22	KMRL 22	KMRB 22	32	11	33	14 - 18
PG 7	KRG 11	KRL 11	KRB 11	21	8	15	3,5 - 6
PG 9	KRG 12	KRL 12	KRB 12	22	8	19	4,5 - 7
PG 11	KRG 13	KRL 13	KRB 13	22	8	22	6 - 9
PG 13,5	KRG 14	KRL 14	KRB 14	26	9	24	9 - 12
PG 16	KRG 15	KRL 15	KRB 15	28	10	27	11 - 14
PG 21	KRG 16	KRL 16	KRB 16	32	11	33	14 - 18
PG 29	KRG 17	KRL 17	KRB 17	35	11	42	18 - 25
PG 36	KRG 18	KRL 18	KRB 18	39	13	53	25 - 32

IP 54

Halogen free

PRODUCT RANGE OVERVIEW

ORTAC PLASTIC ACCESSORIES SERIES

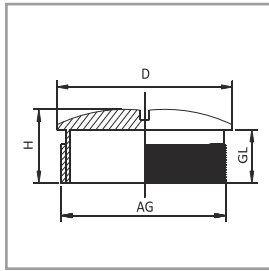


## POLYAMIDE BLIND STOPS

### TECHNICAL DETAILS

Material	: Polyamide PA6 V2
Screw plug	: NBR (on request)
Sealing ring	: Metric (EN 60423)/PG (DIN 40430)
Connection thread	: IP54 / IP68 (with o-ring)
Protection class	: -20 °C + 100 °C
Temperature range	: -30 °C + 150 °C (short term)

Properties  
For unused threaded holes  
UV resistance  
Halogen free



### KÖRTAPA

Hammaddesi	: Polyamid PA6 V2
Renk	: RAL 7001 (Gri) : RAL 7035 (Açık Gri) : RAL 9005 (Siyah)
Ba lantı di i M	: EN 60423
Ba lantı di i PG	: DIN 40430
Koruma sınıfı	: IP54 / IP68 (o-ringli)
Sürekli ısıya direnci	: -20 °C + 100 °C
Kısa süreli ısıya direnci	: -30 °C + 150 °C



■ RAL 7001    ■ RAL 7035    ■ RAL 9005

### METRIC/PG THREAD BLIND STOPS

AG Thread	Gray Code ■ RAL 7001	L. Gray Code ■ RAL 7035	Black Code ■ RAL 9005	H mm	GL mm	GL mm
M 12 x 1,5	MOGK 01	MOLK 01	MOBK 01	8,5	6	15
M 16 x 1,5	MOGK 02	MOLK 02	MOBK 02	10	7	20
M 20 x 1,5	MOGK 03	MOLK 03	MOBK 03	10	7	24
M 25 x 1,5	MOGK 04	MOLK 04	MOBK 04	14	10	30
M 32 x 1,5	MOGK 05	MOLK 05	MOBK 05	14	10	37
M 40 x 1,5	MOGK 06	MOLK 06	MOBK 06	15	10	48
PG 7	OGK 01	OLK 01	OBK 01	8	6	15
PG 9	OGK 02	OLK 02	OBK 02	8,2	6	19
PG 11	OGK 03	OLK 03	OBK 03	8,5	6	22
PG 13,5	OGK 04	OLK 04	OBK 04	8,5	6	25
PG 16	OGK 05	OLK 05	OBK 05	8,5	6	27
PG 21	OGK 06	OLK 06	OBK 06	12	8	33
PG 29	OGK 07	OLK 07	OBK 07	11,3	8	44
PG 36	OGK 08	OLK 08	OBK 08	14,3	10	55

PRODUCT RANGE OVERVIEW

IP 54

Halogen free



## ORTAC PLASTIC ACCESSORIES SERIES

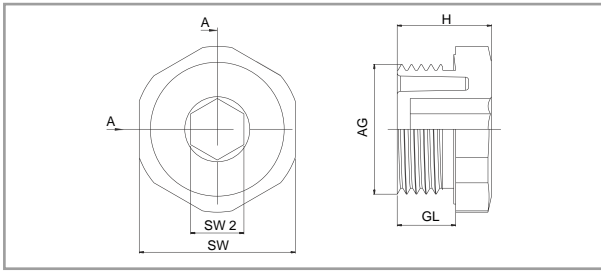


## POLYAMIDE HEXAGONAL BLIND STOPS

### TECHNICAL DETAILS

Material	: Polyamide PA6 V2 + 30% GF
Screw plug	: NBR
Sealing ring	: NBR
Connection thread	: Metric (EN 60423)
Protection class	: IP68
Temperature range	: -20 °C + 100 °C

Properties  
For unused threaded holes  
UV resistance  
Halogen free



### ALTI KÖ E KÖRTAPA

Hammaddesi	: Polyamid PA6 V2 + 30% GF
Renk	: RAL 7001 (Gri)
	: RAL 7035 (Açık Gri)
	: RAL 9005 (Siyah)
Ba lantı di i M	: EN 60423
Koruma sınıfı	: IP68
Sürekli ısıya direnci	: -20 °C + 100 °C

### METRIC THREAD BLIND STOPS

AG Thread	Gray Code ■ RAL 7001	L. Gray Code ■ RAL 7035	Black Code ■ RAL 9005	H mm	SW mm	SW 2 mm	GL mm
M 20 x 1,5	MOGKH 03	MOLKH 03	MOBKH 03	14,5	24	8	9
M 32 x 1,5	MOGKH 05	MOLKH 05	MOBKH 05	17,5	36	8	11,5

IP 68

Halogen free

PRODUCT RANGE OVERVIEW

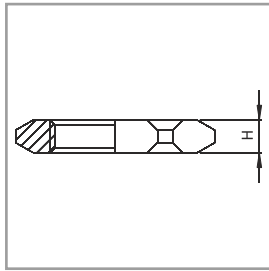


## POLYAMIDE LOCK NUTS STANDARD TYPE

### TECHNICAL DETAILS

Material : Polyamide PA6 V2 + 30% GF  
Hexagonal lock nut : Metric (EN 60423)/PG (DIN 40430)  
Connection thread : Metric (EN 60423)/PG (DIN 40430)  
Temperature range : -20 °C + 100 °C  
-30 °C + 150 °C (short term)

Properties  
For tightening of cable glands  
UV resistance  
Halogen free



### SOMUN

Hammaddesi : Polyamid PA6 V2  
Renk : RAL 7001 (Gri)  
: RAL 7035 (Açık Gri)  
: RAL 9005 (Siyah)  
Ba lantı di i M : EN 60423  
Ba lantı di PG : DIN 40430  
Sürekli ısıya direnci : -20 °C + 100 °C  
Kısa süreli ısıya direnci : -30 °C + 150 °C



■ RAL 7001



■ RAL 7035



■ RAL 9005


### METRIC/PG THREAD LOCK NUTS

AG Thread	Gray Code ■ RAL 7001	L. Gray Code ■ RAL 7035	Black Code ■ RAL 9005	H mm	mm
M 12 x 1,5	MSG 01	MSL 01	MSB 01	5	18
M 16 x 1,5	MSG 02	MSL 02	MSB 02	5	22
M 20 x 1,5	MSG 03	MSL 03	MSB 03	6	26
M 25 x 1,5	MSG 04	MSL 04	MSB 04	6	32
M 32 x 1,5	MSG 05	MSL 05	MSB 05	7	41
M 40 x 1,5	MSG 06	MSL 06	MSB 06	7	50
M 50 x 1,5	MSG 07	MSL 07	MSB 07	8	60
M 63 x 1,5	MSG 08	MSL 08	MSB 08	8	75
PG 7	OSG 01	OSL 01	OSB 01	5	19
PG 9	OSG 02A	OSL 02A	OSB 02A	5	19
PG 9	OSG 02	OSL 02	OSB 02	5	22
PG 11	OSG 03	OSL 03	OSB 03	5	24
PG 13,5	OSG 04	OSL 04	OSB 04	6	27
PG 16	OSG 05	OSL 05	OSB 05	6	30
PG 21	OSG 06	OSL 06	OSB 06	7	36
PG 29	OSG 07	OSL 07	OSB 07	7	46
PG 36	OSG 08	OSL 08	OSB 08	8	60
PG 42	OSG 09	OSL 09	OSB 09	8	65
PG 48	OSG 10	OSL 10	OSB 10	8	70

PRODUCT RANGE OVERVIEW

Halogen free

## ORTAC PLASTIC ACCESSORIES SERIES

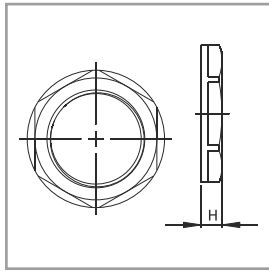


## POLYAMIDE LOCK NUTS HEXAGONAL WITH COLLAR

### TECHNICAL DETAILS

Material : Polyamide PA6 V2 + 30% GF  
Hexagonal lock nut : Metric (EN 60423)/PG (DIN 40430)  
Connection thread : Metric (EN 60423)/PG (DIN 40430)  
Temperature range : -20 °C + 100 °C  
-30 °C + 150 °C (short term)

Properties  
Hexagonal with flange  
For tightening of cable glands  
UV resistance  
Halogen free



### APKALI SOMUN

Hammaddesi : Polyamid PA6 V2  
Renk : RAL 7001 (Gri)  
: RAL 7035 (Açık Gri)  
: RAL 9005 (Siyah)  
Ba lantı di i M : EN 60423  
Ba lantı di PG : DIN 40430  
Sürekli ısıya direnci : -20 °C + 100 °C  
Kısa süreli ısıya direnci : -30 °C + 150 °C



### METRIC/PG THREAD LOCK NUTS

AG Thread	Gray Code ■ RAL 7001	L. Gray Code ■ RAL 7035	Black Code ■ RAL 9005	H mm	mm
M 12 x 1,5	RMSG 01	RMSL 01	RMSB 01	5	18
M 16 x 1,5	RMSG 02	RMSL 02	RMSB 02	5	22
M 20 x 1,5	RMSG 03	RMSL 03	RMSB 03	6	26
M 20 x 1,5	RMSG 03GM	RMSL 03GM	RMSB 03GM	8,25	26
M 25 x 1,5	RMSG 04	RMSL 04	RMSB 04	6	32
M 32 x 1,5	RMSG 05	RMSL 05	RMSB 05	7	41
M 40 x 1,5	RMSG 06	RMSL 06	RMSB 06	7	50
M 50 x 1,5	RMSG 07	RMSL 07	RMSB 07	8	60
M 63 x 1,5	RMSG 08	RMSL 08	RMSB 08	8	75
PG 7	ROSG 01	ROSL 01	ROSB 01	5	19
PG 9	ROSG 02	ROSL 02	ROSB 02	5	22
PG 11	ROSG 03	ROSL 03	ROSB 03	5	24
PG 13,5	ROSG 04	ROSL 04	ROSB 04	6	27
PG 16	ROSG 05	ROSL 05	ROSB 05	6	30
PG 21	ROSG 06	ROSL 06	ROSB 06	7	36
PG 29	ROSG 07	ROSL 07	ROSB 07	7	46
PG 36	ROSG 08	ROSL 08	ROSB 08	8	60
PG 42	ROSG 09	ROSL 09	ROSB 09	8	65
PG 48	ROSG 10	ROSL 10	ROSB 10	8	70

Halogen free

PRODUCT RANGE OVERVIEW

## PROTECTION ACCESSORIES



### PROTECTION TAPS

EN	TR
Material Polyamide 6	Hammaddesi Polyamide 6
Temperature range -20 °C +100 °C	Isiya direnci -20 °C +100 °C



### O-RING

EN	TR
Material Nitrile rubber 70 shore A	Hammaddesi Nitril kauçuk 70 shore A
Temperature range -30 °C +100 °C	Isiya direnci -30 °C +100 °C



### KORUMA TAPASI

PG Thread	M Thread	Black Code ■ RAL 9005	Red Code ■ RAL 3020
PG 7	M 12 x 1,5	PTB 01	PTR 01
PG 9	M 16 x 1,5	PTB 02	PTR 02
PG 11	M 16 x 1,5	PTB 03	PTR 03
PG 13,5	M 20 x 1,5	PTB 04	PTR 04
PG 16	M 20 x 1,5	PTB 05	PTR 05
PG 21	M 25 x 1,5	PTB 06	PTR 06
PG 29	M 32 x 1,5	PTB 07	PTR 07
PG 36	M 40 x 1,5	PTB 08	PTR 08
PG 42	M 50 x 1,5	PTB 09	PTR 09
PG 48	M 63 x 1,5	PTB 10	PTR 10

### O-RING

Inner Diameter mm	Thickness mm	Gland Size	Code
8	1,5	M 12 x 1,5	80015
9	1,5	PG 7	90015
11	1,5	PG 9	11015
12	1,5	M 16 x 1,5	12015
13	1,5	PG 11	13015
16	1,5	M 20 x 1,5/PG 13,5	16015
18	1,5	PG 16	18015
19	2	M 25 x 1,5	19020
22	2	PG 21	22020
23	2	M 32 x 1,5	23020
30	2	M 40 x 1,5/PG 29	30020
40	2	PG 36	40020
42	2	M 50 x 1,5	42020
48	2	PG 42	48020
53	2	M 63 x 1,5/PG 48	53020

### FLAT WASHER / METRIC

EN	TR
Material TPV	Hammaddesi TPV
Temperature range -20 °C +100 °C	Isiya direnci -20 °C +100 °C



### FLAT WASHER / gas

EN	TR
Material TPV	Hammaddesi TPV
Temperature range -20 °C +100 °C	Isiya direnci -20 °C +100 °C



### YASSI RONDELA

Code	Metric Size	Inner Diameter	Outer Diameter	Thickness
RN-TPV-M12	12	12,0	17,0	1,4
RN-TPV-M16	16	16,0	23,0	1,5
RN-TPV-M20	20	20,0	23,0	1,5
RN-TPV-M20-2	20-2	20,0	29,0	1,5
RN-TPV-M25	25	25,0	32,0	1,5
RN-TPV-M32	32	32,0	42,0	1,5
RN-TPV-M40	40	40,0	50,0	2,0
RN-TPV-M50	50	50,0	59,0	2,0
RN-TPV-M63	63	63,0	74,0	2,0
RN-TPV-M75	75	75,0	89,0	2,0

### YASSI RONDELA


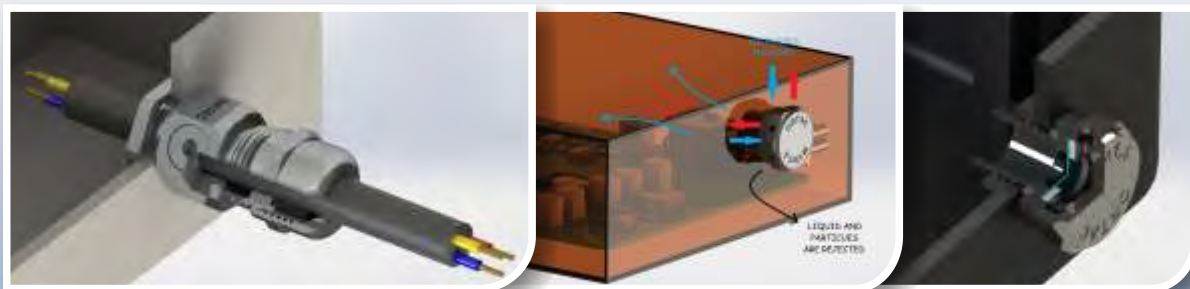
Code	Gas Size	Inner Diameter	Outer Diameter	Thickness
RN-TPV-G38	G3/8"	16,5	23,0	1,5
RN-TPV-G12	G1/2"	21,0	26,0	1,5
RN-TPV-G34	G3/4"	26,5	33,0	1,5
RN-TPV-G100	G1"	33,0	42,0	1,5
RN-TPV-G114	G1 1/4"	42,0	50,0	2,0
RN-TPV-G112	G1 1/2"	48,0	58,0	2,0
RN-TPV-G200	G2"	59,5	69,0	2,0
RN-TPV-G212	G2 1/2"	75,0	80,0	2,0
RN-TPV-G300	G3"	88,0	99,0	2,0

\* PG sizes are available too



# ORvent

Ventilation Solutions for every application..



## Pressure equalization elements. The reasons and the need for


Why the high tightness of the boxes - not always well?

Sealed enclosures are protected against dust and moisture from the outside, but can not be prevented the formation of condensation inside the product due to the temperature differences.

During the working process the pressure and temperature level of inside of the box increases. When it cools down the pressure is reduced and the air starts to be sucked out. Upon reaching the "dew point" the condensation is come out which causes oxidation of the internal parts.

In addition, due to sudden temperature changes leads microcracks on the walls of the boxes.

What makes matter worse..?



\*The temperature difference in the housing and outside leads to negative pressure drops

\*The effects of condensation in the junction box

The contact tracks of the PCB, solder wires and where the lamp components starts to be oxidized. As a result, the durability of the life of the products (lamps or boxes) could decrease and extra service costs should be spent.

To drill a hole for ventilation not the best solution, because of the water and dust threat is increased with rainy or windy weather conditions.

Changes in weather conditions have a direct impact on the state of hermetic housings of street devices. When there is thunderstorms or moving from cold night to hot day the internal pressure of the boxes can increase up to 1000mbar. As a result, microscopic cracks can occur which may cause losing of IP feature of the products. Besides this problem, the oxidation of the internal parts of electrical equipment increases and accelerates failure.

There is so effective solution to avoid such problems... Let's get rid of such problems with ORvent ventilation glands & plugs.

Let's get rid of such problem with ORvent products...



This vicious circle can be broken with the pressure equalization parts thanks to its main feature of which hydrophobic, oleophobic membrane of special composition.

Air passes through but block dust and water. The ORvent ventilation glands or plugs allows hot air to go outside and controls the temperature of the lamps or boxes while keeping its waterproof feature.

The principle of operation is simple: the gland or plug is mounted in the body (typically – near the cable inlet), a nut is fixed, where is not threaded entry on the inner side and provides ventilation to your devices.

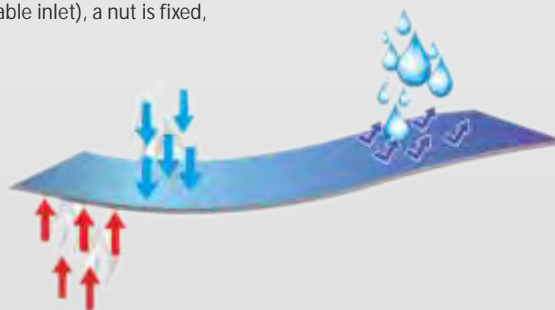
The pressure equalization parts has a degree of protection IP68. After installations,

it protects against your product ingress of unwanted elements. At the same time

it ensures the circulation of air while maintaining the tightness.

Equalized pressure and the negative effect in the form of condensation does not occur.

This is especially crucial in the different regions where the air temperature is unsteady.



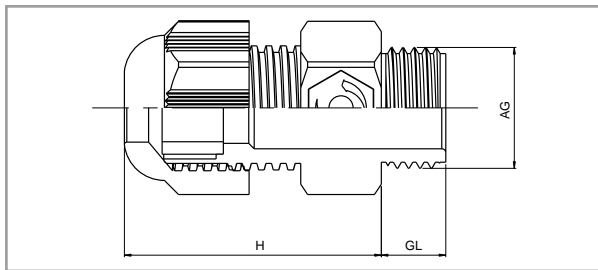
### Metal or plastic

The materials of ORvent products are Plastic PA6, Brass nickel plated or Stainless steel which is appropriate to be used for both indoor and outdoor applications.

The test results have shown that ORvent pressure equalization parts is able to withstand an overload of up to 5 bar with strong water pressure.



# ORvent



## VENTILATION GLANDS PLASTIC

### TECHNICAL DETAILS

Material	: Polyamide PA6 V2
Cap nut	: TPV
Sealing ring	: Polyamide PA6 V2
Gland body	: NBR / EPDM
O-ring	: Acrylic Co-Polymer on Nylon Support (Hydrophobic-Oleophobic)
Vent Part	: Metric (EN 60423), PG (DIN 40430)
Connection thread	: IP68
Protection class	: -20 °C +100 °C -30 +150 °C (short term)
Temperature range	

### Benefits

- Balance the pressure inside and outside of your systems
- Prevents corrosion and water condensation inside the enclosure
- It gives advantage to be used as cable gland and venting element
- Extend the life time of your product
- Highest air flow level
- Anti-vibration protection
- UV resistance
- Easy to assemble
- Halogen Free
- High strain relief and chemical resistance

### Applications

- Industrial and electronic applications
- Wind & Solar applications
- Lighting Industry
- Automotive & Automation technology
- Railway industry

### METRIC/PG THREAD VENTILATION GLANDS

AG Thread	L.Gray Code RAL 7035	Black Code RAL 9005	H mm	GL mm	mm	mm	Hole Diameter mm	Average Air Flow l/H	Water Intrusion mbar
M 12 x 1,5	OMVGL01	OMVGB01	29	8	19	4-6,5	12,3	70	0,1
M 16 x 1,5	OMVGL02	OMVGB02	33	8	19	4-8	16,3	70	0,1
M 16 x 1,5	OMVGL03	OMVGB03	34	10	22	5-10	16,3	70	0,1
PG7	OPVGL01	OPVGB01	29	8	19	4-8	13	70	0,1
PG9	OPVGL02	OPVGB02	33	8	19	4-8	15,5	70	0,1

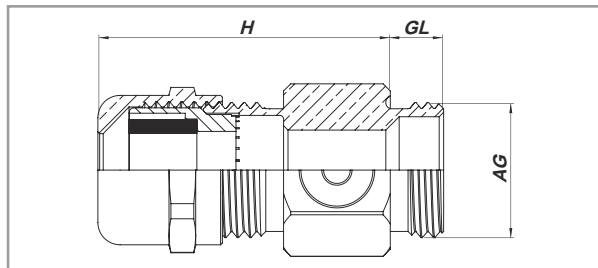
IP 68

Halogen free

PRODUCT RANGE OVERVIEW



# ORvent



## VENTILATION GLANDS BRASS / STAINLESS STEEL

### TECHNICAL DETAILS

Material	
Cap nut	: Brass nickel plated, Stainless steel (AISI303/316L)
Sealing ring	: TPV
Gland body	: Brass nickel plated, Stainless steel (AISI303/316L)
Cable holder	: Polyamide PA6 V2
O-ring	: NBR / EPDM
Vent Part	: Acrylic Co-Polymer on Nylon Support (Hydrophobic-Oleophobic)
Connection thread	: Metric (EN 60423), PG (DIN 40430)
Protection class	: IP68
Temperature range	: -20 °C +100 °C -30 +150 °C (short term)

### Benefits

- Balance the pressure inside and outside of your systems
- Prevents corrosion and water condensation inside the enclosure
- It gives advantage to be used as cable gland and venting element
- Extend the life time of your product
- Highest air flow level
- Anti-vibration protection
- Easy to assemble
- High strain relief and chemical resistance
- Various sizes

### Applications

- Industrial and electronic applications
- Wind & Solar applications
- Lighting Industry, Food & Beverage Industry
- Automotive & Automation technology
- Railway industry

### METRIC/PG THREAD VENTILATION GLANDS

AG Thread	Brass Code	Stainless Steel Code	H mm	GL mm	mm	mm	Hole Diameter mm	Average Air Flow l/H	Water Intrusion mbar
M 12 x 1,5	OMBVG01	OMSVG01	31,5	6	17	4-8	12,3	70	0,1
M 12 x 1,5	OMBVG01L	OMSVG01L	31,5	8	17	4-8	12,3	70	0,1
M 16 x 1,5	OMBVG02R	OMSVG02R	31,5	6	17	4-8	16,3	70	0,1
M 16 x 1,5	OMBVG02RL	OMSVG02RL	31,5	8	17	4-8	16,3	70	0,1
M 16 x 1,5	OMBVG02	OMSVG02	33,5	6	20	5-10	16,3	70	0,1
M 16 x 1,5	OMBVG02L	OMSVG02L	33,5	8	20	5-10	16,3	70	0,1
M 20 x 1,5	OMBVG03	OMSVG03	35	8	22	6-12	20,3	70	0,1
PG7	OPBVG01	OPSVG01	31,5	6	17	4-8	13	70	0,1
PG7	OPBVG01L	OPSVG01L	31,5	8	17	4-8	13	70	0,1
PG9	OPBVG02	OPSVG02	31,5	6	17	4-8	15,5	70	0,1
PG9	OPBVG02L	OPSVG02L	31,5	8	17	4-8	15,5	70	0,1
PG11	OPBVG03	OPSVG03	33,5	6	20	5-10	19	70	0,1
PG11	OPBVG03L	OPSVG03L	33,5	8	20	5-10	19	70	0,1
PG13,5	OPBVG04	OPSVG04	35	6,5	22	6-12	21	70	0,1
PG13,5	OPBVG04L	OPSVG04L	35	8	22	6-12	21	70	0,1

PRODUCT RANGE OVERVIEW

IP 68

Halogen free





# ORvent



## VENTILATION PLUGS PLASTIC

### TECHNICAL DETAILS

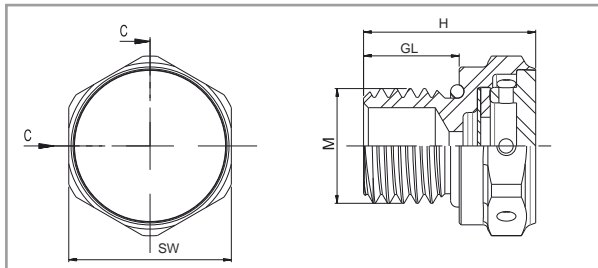
Material	: Polyamide PA6 V2
Cap & body	: NBR / EPDM
O-ring	: Acrylic Co-Polymer on Nylon Support (Hydrophobic-Oleophobic)
Vent Part	: Metric (EN 60423)
Connection thread	: IP68
Protection class	: -20 °C +100 °C -30 +150 °C (short term)
Temperature range	

### Benefits

- Balance the pressure inside and outside of your systems
- Prevents corrosion and water condensation inside the enclosure
- Extend the life time of your product
- Various air flows
- UV resistance
- Easy to assemble
- Halogen Free
- High chemical resistance

### Applications

- Industrial and electronic applications
- Wind & Solar applications
- Lighting Industry
- Automotive & Automation technology
- Railway industry



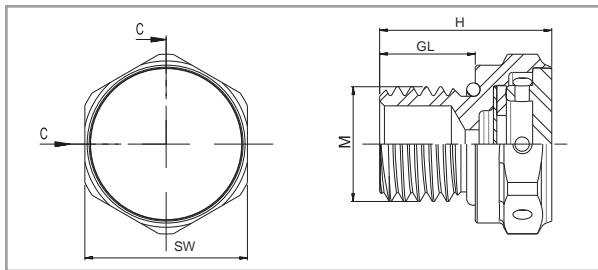
## VENTILATION PLUGS

PRODUCT RANGE OVERVIEW

AG Thread	L.Gray Code RAL 7035	Black Code RAL 9005	H mm	GL mm	mm	Thread Diameter mm	Hole Diameter mm	Average Air Flow l/H	Water Intrusion mbar
M 12 x 1,5	OMVPL01S	OMVPB01S	15	6	18	12	12,3	16	0,8
M 12 x 1,5	OMVPL01M	OMVPB01M	15	6	18	12	12,3	25	0,5
M 12 x 1,5	OMVPL01H	OMVPB01H	15	6	18	12	12,3	150	0,2
M 12 x 1,5	OMVPL01UH	OMVPB01UH	15	6	18	12	12,3	300	0,1
M 12 x 1,5	OMVPL01SL	OMVPB01SL	19	10	18	12	12,3	16	0,8
M 12 x 1,5	OMVPL01ML	OMVPB01ML	19	10	18	12	12,3	25	0,5
M 12 x 1,5	OMVPL01HL	OMVPB01HL	19	10	18	12	12,3	150	0,2
M 12 x 1,5	OMVPL01UHL	OMVPB01UHL	19	10	18	12	12,3	300	0,1



# ORvent



## VENTILATION PLUGS BRASS

### TECHNICAL DETAILS

Material	: Brass nickel plated
Cap & body	: NBR / EPDM
O-ring	: Acrylic Co-Polymer on Nylon Support (Hydrophobic-Oleophobic)
Vent Part	: Metric (EN 60423)
Connection thread	: IP68
Protection class	: -20 °C +100 °C -30 +150 °C (short term)
Temperature range	

### Benefits

- Balance the pressure inside and outside of your systems
- Prevents corrosion and water condensation inside the enclosure
- Extend the life time of your product
- Various air flows
- Easy to assemble
- High chemical resistance

### Applications

- Industrial and electronic applications
- Wind & Solar applications
- Lighting Industry
- Automotive & Automation technology
- Railway industry

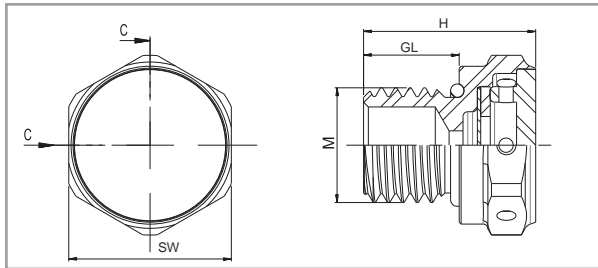
## VENTILATION PLUGS

PRODUCT RANGE OVERVIEW

AG Thread	Code	H mm	GL mm	mm	Thread Diameter mm	Hole Diameter mm	Average Air Flow l/H	Water Intrusion mbar
M 4 x 0,70	OMBVP4S	10	3	12	4	4,2	6	0,1
M 4 x 0,70	OMBVP4M	10	3	12	4	4,2	9	0,1
M 4 x 0,70	OMBVP4H	10	3	12	4	4,2	45	0,1
M 4 x 0,70	OMBVP4UH	10	3	12	4	4,2	105	0,1
M 8 x 1,25	OMBVP8S	13	6	12	8	8,2	6	0,1
M 8 x 1,25	OMBVP8M	13	6	12	8	8,2	9	0,1
M 8 x 1,25	OMBVP8H	13	6	12	8	8,2	45	0,1
M 8 x 1,25	OMBVP8UH	13	6	12	8	8,2	105	0,1
M 10 x 1,5	OMBVP10S	13	6	12	10	10,2	6	0,1
M 10 x 1,5	OMBVP10M	13	6	12	10	10,2	9	0,1
M 10 x 1,5	OMBVP10H	13	6	12	10	10,2	45	0,1
M 10 x 1,5	OMBVP10UH	13	6	12	10	10,2	105	0,1
M 12 x 1,5	OMBVP01S	14	6	17	12	12,3	16	0,8
M 12 x 1,5	OMBVP01M	14	6	17	12	12,3	25	0,5
M 12 x 1,5	OMBVP01H	14	6	17	12	12,3	150	0,2
M 12 x 1,5	OMBVP01UH	14	6	17	12	12,3	300	0,1
M 12 x 1,5	OMBVP01SL	18	10	17	12	12,3	16	0,8
M 12 x 1,5	OMBVP01ML	18	10	17	12	12,3	25	0,5
M 12 x 1,5	OMBVP01HL	18	10	17	12	12,3	150	0,2
M 12 x 1,5	OMBVP01UHL	18	10	17	12	12,3	300	0,1



# ORvent



## VENTILATION PLUGS STAINLESS STEEL

### TECHNICAL DETAILS

Material	: Stainless Steel (ASISI 303/316L)
Cap & body	: NBR / EPDM
O-ring	: Acrylic Co-Polymer on Nylon Support (Hydrophobic-Oleophobic)
Vent Part	: Metric (EN 60423)
Connection thread	: IP68
Protection class	: -20 °C +100 °C -30 +150 °C (short term)
Temperature range	


### Benefits

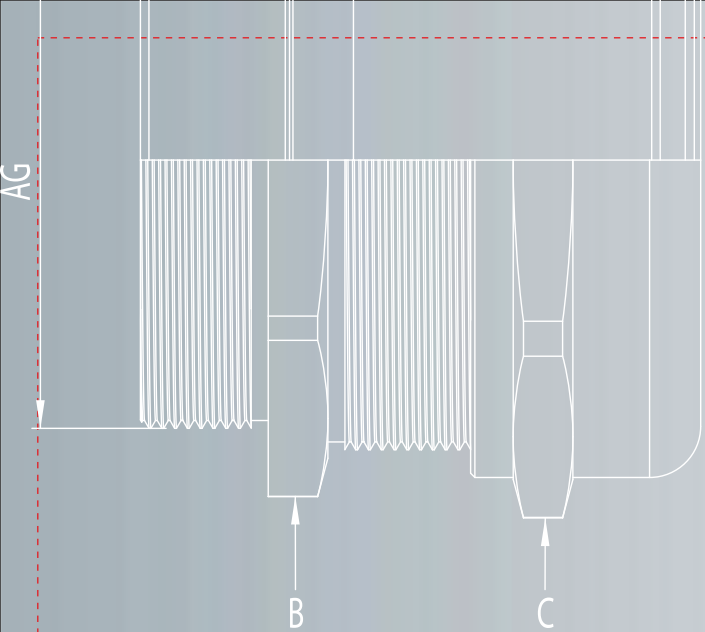
- Balance the pressure inside and outside of your systems
- Prevents corrosion and water condensation inside the enclosure
- Extend the life time of your product
- Various air flows
- Easy to assemble
- High chemical resistance

### Applications

- Industrial and electronic applications
- Wind & Solar applications
- Lighting Industry, Food & Beverage Industry
- Automotive & Automation technology
- Railway industry

## VENTILATION PLUGS

PRODUCT RANGE OVERVIEW	AG Thread	Code	H mm	GL mm		Thread Diameter mm	Hole Diameter mm	Average Air Flow l/H	Water Intrusion mbar
	M 4 x 0,70	OMSVP4S	10	3	12	4	4,2	6	0,1
	M 4 x 0,70	OMSVP4M	10	3	12	4	4,2	9	0,1
	M 4 x 0,70	OMSVP4H	10	3	12	4	4,2	45	0,1
	M 4 x 0,70	OMSVP4UH	10	3	12	4	4,2	105	0,1
	M 8 x 1,25	OMSVP8S	13	6	12	8	8,2	6	0,1
	M 8 x 1,25	OMSVP8M	13	6	12	8	8,2	9	0,1
	M 8 x 1,25	OMSVP8H	13	6	12	8	8,2	45	0,1
	M 8 x 1,25	OMSVP8UH	13	6	12	8	8,2	105	0,1
	M 10 x 1,5	OMSVP10S	13	6	12	10	10,2	6	0,1
M 10 x 1,5	OMSVP10M	13	6	12	10	10,2	9	0,1	
M 10 x 1,5	OMSVP10H	13	6	12	10	10,2	45	0,1	
M 10 x 1,5	OMSVP10UH	13	6	12	10	10,2	105	0,1	
M 12 x 1,5	OMSVP01S	14	6	17	12	12,3	16	0,8	
M 12 x 1,5	OMSVP01M	14	6	17	12	12,3	25	0,5	
M 12 x 1,5	OMSVP01H	14	6	17	12	12,3	150	0,2	
M 12 x 1,5	OMSVP01UH	14	6	17	12	12,3	300	0,1	
M 12 x 1,5	OMSVP01SL	18	10	17	12	12,3	16	0,8	
M 12 x 1,5	OMSVP01ML	18	10	17	12	12,3	25	0,5	
M 12 x 1,5	OMSVP01HL	18	10	17	12	12,3	150	0,2	
M 12 x 1,5	OMSVP01UHL	18	10	17	12	12,3	300	0,1	



## METAL CABLE GLANDS & ACCESSORIES





## ORTAC METAL CABLE GLANDS SERIES

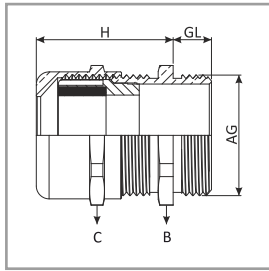


## METAL CABLE GLANDS STANDARD TYPE BRASS

### TECHNICAL DETAILS

Material	: Brass with nickel plated
Cap nut	: Polyamide PA6 V2
Clamping insert	: Polyamide PA6 V2
Sealing ring	: TPV
Gland body	: Brass with nickel plated
O-ring	: NBR
Connection thread	: Metric (EN 60423)
Protection class	: IP68 - 5 bar
Temperature range	: -20 °C + 100 °C -40 °C + 150 °C (short term)


Properties  
Easy to assemble  
Long thread versions  
High strain relief



### ETANJ P R NÇ RAKOR

Hammaddesi	: Pirinç, nikel kaplı
Kablo tutucu	: Polyamid PA6 V2
Ba lantı di i M	: EN 60423
Koruma sınıfı	: IP68 - 5 bar
Isiya direnci	: -20 °C + 100 °C -40 °C + 150 °C
Conta	: Termoplastik vulkanize TPV
O-ring	: Nitril kauçuk

### METRIC THREAD CABLE GLANDS

AG Thread	Code	H mm	GL mm	B mm	C mm	 mm
M 12 x 1,5	OMBG 01	22	6	14	14	3 - 6,5
M 16 x 1,5	OMBG 02	23	7	18	17	4 - 8
M 20 x 1,5	OMBG 03RS	26,5	8	22	22	4 - 10
M 20 x 1,5	OMBG 03	26,5	8	22	22	6 - 12
M 25 x 1,5	OMBG 04	28	8	27	24	10 - 14
M 32 x 1,5	OMBG 05	31,5	9	34	30	13 - 18
M 40 x 1,5	OMBG 06	38	9	43	40	18 - 25
M 50 x 1,5	OMBG 07	43	9	55	50	22 - 32
M 63 x 1,5	OMBG 08	48	14	68	64	33 - 44

### LONG METRIC CABLE GLANDS

M 12 x 1,5	OMBG 09	22	12	14	14	3 - 6,5
M 16 x 1,5	OMBG 10	23	12	18	17	4 - 8
M 20 x 1,5	OMBG 11RS	26,5	12	22	22	4 - 10
M 20 x 1,5	OMBG 11	26,5	12	22	22	6 - 12
M 25 x 1,5	OMBG 12	28	12	27	24	10 - 14
M 32 x 1,5	OMBG 13	31,5	14	34	30	13 - 18
M 40 x 1,5	OMBG 14	38	14	43	40	18 - 25
M 50 x 1,5	OMBG 15	43	14	55	50	22 - 32
M 63 x 1,5	OMBG 16	48	18	70	64	33 - 44

PRODUCT RANGE OVERVIEW

IP 68

Halogen free

ORTAC METAL CABLE GLANDS SERIES

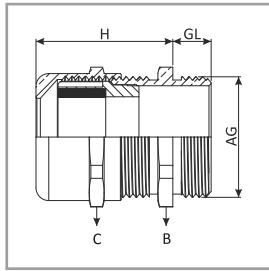


## METAL CABLE GLANDS STANDARD TYPE BRASS

### TECHNICAL DETAILS

Material	: Brass with nickel plated
Cap nut	: Polyamide PA6 V2
Clamping insert	: Polyamide PA6 V2
Sealing ring	: TPV
Gland body	: Brass with nickel plated
O-ring	: NBR
Connection thread	: PG (DIN 40430)
Protection class	: IP68 - 5 bar
Temperature range	: -20 °C + 100 °C -40 °C + 150 °C (short term)

Properties  
Easy to assemble  
Long thread versions  
High strain relief



### ETANJ P R NÇ RAKOR

Hammaddesi	: Pirinç, nikel kaplı
Kablo tutucu	: Polyamid PA6 V2
Ba lantı di i PG	: DIN 40430
Koruma sınıfı	: IP68 - 5 bar
Isıya direnci	: -20 °C + 100 °C -40 °C + 150 °C
Conta	: Termoplastik vulkanize TPV
O-ring	: Nitril kauçuk

## PG THREAD CABLE GLANDS

AG Thread	Code	H mm	GL mm	mm	mm
PG 7	OPBG 01	22	6	14	3 - 6,5
PG 9	OPBG 02	23	6	17	4 - 8
PG 11	OPBG 03	24,5	6	20	5 - 10
PG 13,5	OPBG 04RS	26,5	6,5	22	4 - 10
PG 13,5	OPBG 04	26,5	6,5	22	6 - 12
PG 16	OPBG 05	28	6,5	24	10 - 14
PG 21	OPBG 06	31,5	7	30	13 - 18
PG29	OPBG 07	38	8	40	18 - 25
PG36	OPBG 08	43	10	50	22 - 32
PG42	OPBG 09	47	12	57	30 - 38
PG48	OPBG 10	48	14	64	33 - 44

### LONG PG CABLE GLANDS

PG 7	OPBG 11	22	10	14	3 - 6,5
PG 9	OPBG 12	23	10	17	4 - 8
PG 11	OPBG 13	24,5	10	20	5 - 10
PG 13,5	OPBG 14RS	26,5	10	22	4 - 10
PG 13,5	OPBG 14	26,5	10	22	6 - 12
PG 16	OPBG 15	28	10	24	10 - 14
PG 21	OPBG 16	31,5	12	30	13 - 18
PG29	OPBG 17	38	12	40	18 - 25
PG36	OPBG 18	43	14	50	22 - 32
PG42	OPBG 19	47	18	60	30 - 38
PG48	OPBG 20	48	18	65	33 - 44

PRODUCT RANGE OVERVIEW

IP 68

Halogen free

## ORTAC METAL CABLE GLANDS SERIES

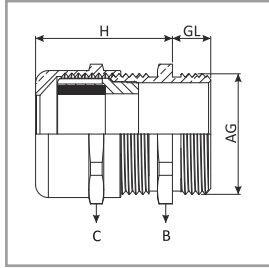


## METAL CABLE GLANDS REDUCED / EXPANDED BRASS

### TECHNICAL DETAILS

Material	: Brass with nickel plated
Cap nut	: Polyamide PA6 V2
Clamping insert	: Polyamide PA6 V2
Sealing ring	: TPV
Gland body	: Brass with nickel plated
O-ring	: NBR
Connection thread	: Metric (EN60423)/PG (DIN 40430)
Protection class	: IP68 - 5 bar
Temperature range	: -20 °C + 100 °C -40 °C + 150 °C

Properties  
Wide cable clamping range  
Easy to assemble  
Long thread versions  
High strain relief



### ETANJ P R NÇ RAKOR (ÖZEL SIKMA ÇAPLI)

Hammaddesi	: Pirinç, nikel kaplı
Kablo tutucu	: Polyamid PA6 V2
Ba lantı di i M	: EN 60423
Ba lantı di i PG	: DIN 40430
Koruma sınıfı	: IP68 - 5 bar
Isıya direnci	: -20 °C + 100 °C (-40°C +150°C)
Conta	: Termoplastik vulkanize TPV
O-ring	: Nitril kauçuk

### METRIC/PG THREAD CABLE GLANDS

AG Thread	Code	H mm	GL mm	B mm	C mm	mm
M 12 x 1,5	OMBG 01/02	23	6	17	17	4 - 8
M 16 x 1,5	OMBG 02/03	24,5	7	20	20	5 - 10
M 16 x 1,5	OMBG 02/04	26,5	7	22	22	6 - 12
M 20 x 1,5	OMBG 03/05	28	8	24	24	10 - 14
M 25 x 1,5	OMBG 04/04	26,5	8	27	22	6 - 12
M 25 x 1,5	OMBG 04ES	31,5	8	30	30	9 - 17
M 25 x 1,5	OMBG 04/06	31,5	8	30	30	13 - 18
M 32 x 1,5	OMBG 05/07	38	9	40	40	18 - 25
M 40 x 1,5	OMBG 06/08	43	9	50	50	22 - 32
M 50 x 1,5	OMBG 07/09	47	9	60	60	30 - 38
M 50 x 1,5	OMBG 07/10	48	9	65	65	33 - 44
PG 7	OPBG 01/02	23	6	17	17	4 - 8
PG 9	OPBG 02/03	24,5	6	20	20	5 - 10
PG 9	OPBG 02/04	26,5	6	22	22	6 - 12
PG 11	OPBG 03/04	26,5	6	22	22	6 - 12
PG 11	OPBG 03/05	28	6	24	24	10 - 14
PG 13,5	OPBG 04/05	28	6,5	24	24	10 - 14
PG 16	OPBG 05/06	31,5	6,5	30	30	13 - 18
PG 21	OPBG 06RS	31,5	7	30	30	9 - 17
PG 29	OPBG 07/08	43	8	50	50	22 - 32
PG 36	OPBG 08/09	47	10	60	60	30 - 38
PG 42	OPBG 09/10	48	12	65	65	33 - 44

\* Long thread versions are also available.

\* Other alternatives on request.

PRODUCT RANGE OVERVIEW

IP 68

Halogen free

ORTAC METAL CABLE GLANDS SERIES

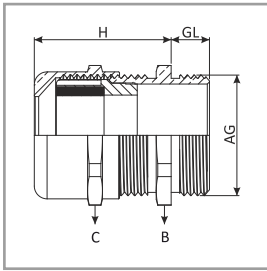


## METAL CABLE GLANDS STANDARD TYPE NPT BRASS

### TECHNICAL DETAILS

Material	: Brass with nickel plated
Cap nut	: Polyamide PA6 V2
Clamping insert	: Polyamide PA6 V2
Sealing ring	: TPV
Gland body	: Brass with nickel plated
O-ring	: NBR
Connection thread	: NPT ANSI B1.20.1
Protection class	: IP68 - 5 bar
Temperature range	: -20 °C + 100 °C -40 °C + 150 °C

Properties  
Easy to assemble  
Long thread versions  
High strain relief



### ETANJ NPT D P R NÇ RAKOR

Hammaddesi	: Pirinç, nikel kaplı
Kablo tutucu	: Polyamid PA6 V2
Ba lantı di i NPT	: ANSI B1.20.1
Koruma sınıfı	: IP68 - 5 bar
Isiya direnci	: -20 °C + 100 °C -40 °C + 150 °C
Conta	: Termoplastik vulkanize TPV
O-ring	: Nitril kauçuk

### NPT THREAD CABLE GLANDS

AG Thread	Code	H mm	GL mm	B mm	C mm	mm
1/4"	ONBG 01	22	11,5	14	14	3 - 6,5
3/8"	ONBG 02/ 01	22	11,5	18	14	3 - 6,5
3/8"	ONBG 02	23	11,5	18	17	4 - 8
3/8"	ONBG 02/03	24,5	11,5	20	20	5 - 10
1/2"	ONBG 03RS	26,5	13	22	22	4 - 10
1/2"	ONBG 03	26,5	13	22	22	6 - 12
1/2"	ONBG 03/05	28	13	24	24	10 - 14
3/4"	ONBG 04	28	13	27	24	10 - 14
3/4"	ONBG 04ES	31,5	13	30	30	9 - 17
3/4"	ONBG 04/06	31,5	13	30	30	13 - 18
1"	ONBG 05RS	31,5	13	34	30	9 - 17
1"	ONBG 05	31,5	13	34	30	13 - 18
1"	ONBG 05/07	38	13	40	40	18 - 25
1 1/4"	ONBG 06	38	15	43	40	18 - 25
1 1/2"	ONBG 07	43	15	50	50	22 - 32
2"	ONBG 08	48	15	65	64	33 - 44
2"	ONBG 09	48	15	70	75	45 - 50
2 1/2"	ONBG 18s	48	20	75	75	45 - 55
2 1/2"	ONBG 18	58	20	90	90	50 - 63
3"	ONBG 19s	58	20	90	90	50 - 63
3"	ONBG 19	61	20	100	100	60 - 70

\* Other sizes on request.

PRODUCT RANGE OVERVIEW

IP 68

Halogen free

## ORTAC METAL CABLE GLANDS SERIES

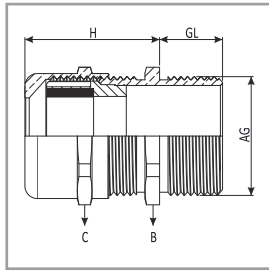


## METAL CABLE GLANDS STANDARD TYPE BRASS

### TECHNICAL DETAILS

Material	: Brass with nickel plated
Cap nut	: Polyamide PA6 V2
Clamping insert	: Polyamide PA6 V2
Sealing ring	: TPV
Gland body	: Brass with nickel plated
O-ring	: NBR
Connection thread	: Metric (EN60423) / PG (DIN 40430)
Protection class	: IP68 - 5 bar
Temperature range	: -20 °C + 100 °C -40 °C + 150 °C

Properties  
Easy to assemble  
High strain relief



### ÖZEL UZUN D ETANJ P R NÇ RAKOR

Hammaddesi	: Pirinç, nikel kaplı
Kablo tutucu	: Polyamid PA6 V2
Ba lantı di i M	: EN 60423
Ba lantı di i PG	: DIN 40430
Koruma sınıfı	: IP68 - 5 bar
Isiya direnci	: -20 °C + 100 °C -40 °C + 150 °C
Conta	: Termoplastik vulkanize TPV
O-ring	: Nitril kauçuk

### METRIC/PG THREAD CABLE GLANDS

AG Thread	Code	H mm	GL mm	B mm	C mm	mm
M 12 x 1,5	OMBGL 01	22	25	14	14	3 - 6,5
M 16 x 1,5	OMBGL 02	23	25	18	17	4 - 8
M 20 x 1,5	OMBGL 03	26,5	25	22	22	6 - 12
M 25 x 1,5	OMBGL 04	28	25	27	24	10 - 14
M 32 x 1,5	OMBGL 05	31,5	25	34	30	13 - 18
M 40 x 1,5	OMBGL 06	38	25	43	40	18 - 25
PG 7	OPBGL 01	22	25	14	14	3 - 6,5
PG 9	OPBGL 02	23	25	17	17	4 - 8
PG 11	OPBGL 03	24,5	25	20	20	5 - 10
PG 13,5	OPBGL 04	26,5	25	22	22	6 - 12
PG 16	OPBGL 05	28	25	24	24	10 - 14
PG 21	OPBGL 06	31,5	25	30	30	13 - 18
PG29	OPBGL 07	38	25	40	40	18 - 25

PRODUCT RANGE OVERVIEW

IP 68

Halogen free



ORTAC STAINLESS STEEL CABLE GLANDS SERIES



## METAL CABLE GLANDS STAINLESS STEEL

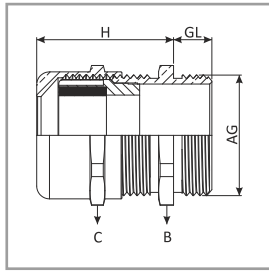


### TECHNICAL DETAILS

Material	: Stainless Steel (1.4305/AISI303-1.4404/AISI316L)
Cap nut	: Polyamide PA6 V2
Clamping insert	: Polyamide PA6 V2
Sealing ring	: TPV
Gland body	: Stainless Steel (1.4305/AISI303-1.4404/AISI316L)
O-ring	: NBR
Connection thread	: Metric (EN60423)/PG (DIN 40430)
Protection class	: IP68 - 5 bar
Temperature range	: -20 °C +100 °C -40 °C +150 °C

### Properties

High corrosion resistance  
Smooth surfaces  
Easy to assemble  
Food, Pharmaceutical industry and On-Off shore applications



### PASLANMAZ ÇELİK ETANJ RAKOR

Hammaddesi	: Stainless Steel (1.4305/AISI303-1.4404/AISI316L)
Kablo tutucu	: Polyamid PA6 V2
Bağlantı dişi M	: EN 60423
Bağlantı dişi PG	: DIN 40430
Koruma sınıfı	: IP68 - 5 bar
Isıya direnci	: -20 °C + 100 °C -40 °C + 150 °C
Conta	: Termoplastik vulkanize TPV
O-ring	: Nitril kauçuk

### METRIC/PG THREAD CABLE GLANDS

AG Thread	Code	H mm	GL mm	B mm	C mm	AG mm
M 12 x 1,5	OMSG 01	22	6	14	14	3 - 6,5
M 16 x 1,5	OMSG 02	23	7	18	17	4 - 8
M 20 x 1,5	OMSG 03RS	26,5	8	22	22	4 - 10
M 20 x 1,5	OMSG 03	26,5	8	22	22	6 - 12
M 25 x 1,5	OMSG 04	28	8	27	24	10 - 14
M 32 x 1,5	OMSG 05	31,5	9	36	30	13 - 18
M 40 x 1,5	OMSG 06	38	9	46	41	18 - 25
M 50 x 1,5	OMSG 07	43	9	55	50	22 - 32
M 63 x 1,5	OMSG 08	48	14	70	65	33 - 44
PG 7	OPSG 01	22	6	14	14	3 - 6,5
PG 9	OPSG 02	23	6	17	17	4 - 8
PG 11	OPSG 03	24,5	6	22	22	5 - 10
PG 13,5	OPSG 04RS	26,5	6,5	22	22	4 - 10
PG 13,5	OPSG 04	26,5	6,5	22	22	6 - 12
PG 16	OPSG 05	28	6,5	24	24	10 - 14
PG 21	OPSG 06	31,5	7	30	30	13 - 18
PG29	OPSG 07	38	8	41	41	18 - 25
PG36	OPSG 08	43	10	50	50	22 - 32
PG42	OPSG 09	47	12	60	60	30 - 38
PG48	OPSG 10	48	14	65	65	33 - 44

\* Long thread versions are also available.

PRODUCT RANGE OVERVIEW

IP 68

Halogen free

## ORTAC STAINLESS STEEL CABLE GLANDS SERIES



## METAL CABLE GLANDS

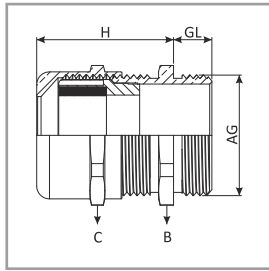
### REDUCED / EXPANDED STAINLESS STEEL

#### TECHNICAL DETAILS

Material	: Stainless Steel (1.4305/AISI303-1.4404/AISI316L)
Cap nut	: Polyamide PA6 V2
Clamping insert	: Polyamide PA6 V2
Sealing ring	: TPV
Gland body	: Stainless Steel (1.4305/AISI303-1.4404/AISI316L)
O-ring	: NBR
Connection thread	: Metric (EN60423)/PG (DIN 40430)
Protection class	: IP68 - 5 bar
Temperature range	: -20 °C +100 °C -40 °C +150 °C

#### Properties

High corrosion resistance  
Smooth surfaces  
Easy to assemble  
Food, Pharmaceutical industry and On-Off shore applications



#### PASLANMAZ ÇELİK ETANJ RAKOR

Hammaddesi	: Stainless Steel (1.4305/AISI303-1.4404/AISI316L)
Kablo tutucu	: Polyamid PA6 V2
Bağlantı dişi M	: EN 60423
Bağlantı dişi PG	: DIN 40430
Koruma sınıfı	: IP68 - 5 bar
Isıya direnci	: -20 °C + 100 °C -40 °C + 150 °C
Conta	: Termoplastik vulkanize TPV
O-ring	: Nitril kauçuk

#### METRIC/PG THREAD CABLE GLANDS

AG Thread	Code	H mm	GL mm	B mm	C mm	mm
M 12 x 1,5	OMSG 01/02	23	6	17	17	4 - 8
M 16 x 1,5	OMSG 02/03	24,5	7	22	22	5 - 10
M 16 x 1,5	OMSG 02/04	26,5	7	22	22	6 - 12
M 20 x 1,5	OMSG 03/05	28	8	24	24	10 - 14
M 25 x 1,5	OMSG 04/04	26,5	8	27	22	6 - 12
M 25 x 1,5	OMSG 04ES	31,5	8	30	30	9 - 17
M 25 x 1,5	OMSG 04/06	31,5	8	30	30	13 - 18
M 32 x 1,5	OMSG 05/07	38	9	41	41	18 - 25
M 40 x 1,5	OMSG 06/08	43	9	50	50	22 - 32
M 50 x 1,5	OMSG 07/09	47	9	60	60	30 - 38
M 50 x 1,5	OMSG 07/10	48	9	65	65	33 - 44
PG 7	OPSG 01/02	23	6	17	17	4 - 8
PG 9	OPSG 02/03	24,5	6	22	22	5 - 10
PG 9	OPSG 02/04	26,5	6	22	22	6 - 12
PG 11	OPSG 03/04	26,5	6	22	22	6 - 12
PG 11	OPSG 03/05	28	6	24	24	10 - 14
PG 13,5	OPSG 04/05	28	6,5	24	24	10 - 14
PG 16	OPSG 05/06	31,5	6,5	30	30	13 - 18
PG21	OPSG 06RS	31,5	7	30	30	9 - 17
PG29	OPSG 07/08	43	8	50	50	22 - 32
PG36	OPSG 08/09	47	10	60	60	30 - 38
PG42	OPSG 09/10	48	12	65	65	33 - 44

\* Long thread versions are also available.

\* Other alternatives on request.

PRODUCT RANGE OVERVIEW

IP 68

Halogen free

ORTAC STAINLESS STEEL CABLE GLANDS SERIES



## METAL CABLE GLANDS NPT STAINLESS STEEL

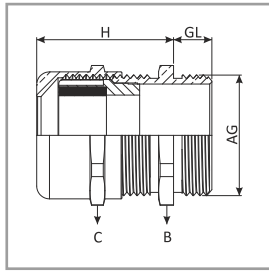


### TECHNICAL DETAILS

Material	: Stainless Steel (1.4305/AISI303-1.4404/AISI316L)
Cap nut	: Stainless Steel (1.4305/AISI303-1.4404/AISI316L)
Clamping insert	: Polyamide PA6 V2
Sealing ring	: TPV
Gland body	: Stainless Steel (1.4305/AISI303-1.4404/AISI316L)
O-ring	: NBR
Connection thread	: NPT ANSI B1.20.1
Protection class	: IP68 - 5 bar
Temperature range	: -20 °C +100 °C -40 °C +150 °C

### Properties

High corrosion resistance  
Smooth surfaces  
Easy to assemble  
Food, Pharmaceutical industry and On-Off shore applications



### PASLANMAZ ÇELİK ETANJ RAKOR

Hammaddesi	: Stainless Steel (1.4305/AISI303-1.4404/AISI316L)
Kablo tutucu	: Polyamid PA6 V2
Bağlantı dişi NPT	: NPT ANSI B1.20.1
Koruma sınıfı	: IP68 - 5 bar
Isıya direnci	: -20 °C + 100 °C -40 °C + 150 °C
Conta	: Termoplastik vulkanize TPV
O-ring	: Nitril kauçuk

### NPT THREAD CABLE GLANDS

AG Thread	Code	H mm	GL mm	B mm	C mm	mm
1/4"	ONSG 01	22	11,5	14	14	3 - 6,5
3/8"	ONSG 02/01	22	11,5	18	14	3 - 6,5
3/8"	ONSG 02	23	11,5	18	17	4 - 8
3/8"	ONSG 02/03	24,5	11,5	22	22	5 - 10
1/2"	ONSG 03RS	26,5	13	22	22	4 - 10
1/2"	ONSG 03	26,5	13	22	22	6 - 12
1/2"	ONSG 03/05	28	13	24	24	10 - 14
3/4"	ONSG 04	28	13	27	24	10 - 14
3/4"	ONSG 04ES	31,5	13	30	30	9 - 17
3/4"	ONSG 04/06	31,5	13	30	30	13 - 18
1"	ONSG 05RS	31,5	13	36	30	9 - 17
1"	ONSG 05	31,5	13	36	30	13 - 18
1"	ONSG 05/07	38	13	41	41	18 - 25
1 1/4"	ONSG 06	38	15	46	41	18 - 25
1 1/2"	ONSG 07	43	15	50	50	22 - 32
2"	ONSG 08	48	15	65	65	33 - 44
2"	ONSG 09	48	15	70	75	45 - 50
2 1/2"	ONSG 18s	48	20	75	75	45 - 55
2 1/2"	ONSG 18	58	20	90	90	50 - 63
3"	ONSG 19s	58	20	90	90	50 - 63
3"	ONSG 19	61	20	100	100	60 - 70

\* Other sizes on request.

PRODUCT RANGE OVERVIEW

IP 68

Halogen free

## ORTAC METAL CABLE GLANDS SERIES



## METAL CABLE GLANDS

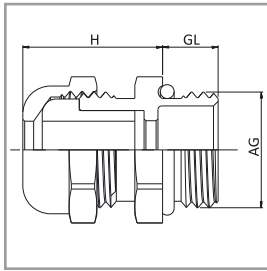
### MINI GLAND BRASS

#### TECHNICAL DETAILS

Material	: Brass with nickel plated
Cap nut	: TPV / Silicone / EPDM
Sealing ring	: TPV / Silicone / EPDM
Gland body	: Brass with nickel plated
O-ring	: NBR / TPV / Silicone / EPDM
Connection thread	: Metric (EN60423)/PG (DIN 40430)
Protection class	: IP68 - 3 bar
Temperature range	: -20 °C + 100 °C -40 °C + 150 °C

#### Properties



Easy to assemble  
Long thread versions  
Appropriate to use in limited application areas  
Lighting industry



#### M N P R NÇ ETANJ RAKOR

Hammaddesi	: Pirinç, nikel kaplı
Conta	: TPV / Silicone / EPDM
Ba lantı di i	: EN 60423 / DIN 40430
Koruma sınıfı	: IP68 - 3 bar
Isiya direnci	: -20 °C + 100 °C -40 °C + 150 °C
O-ring	: TPV / Silicone / EPDM

#### METRIC/PG THREAD CABLE GLANDS

AG Thread	Code	H mm	GL mm		 mm
M 6 x 1,0	MGM6-23	10,5	6	8	2-3
M 8 x 1,25	MGM8s-35	15	6	11	3-5
M 8 x 1,25	MGM8-24	15	6	14	2-4
M 10 x 1,5	MGM10s-46	14,5	6	12	4-6
M 10 x 1,5	MGM10-24	15	6	14	2-4
M 10 x 1,5	MGM10-36	15	6	14	3-6
M 12 x 1,5	MGM12-24	15	6	14	2-4
M 12 x 1,5	MGM12-36	15	6	14	3-6
PG 7	MGP7-24	15	6	14	2-4
PG 7	MGP7-36	15	6	14	3-6
PG 9	MGP9-46	16,5	6	17	4-6
PG 9	MGP9-68	16,5	6	17	6-8

PRODUCT RANGE OVERVIEW

IP 68

Halogen free

ORTAC METAL CABLE GLANDS SERIES



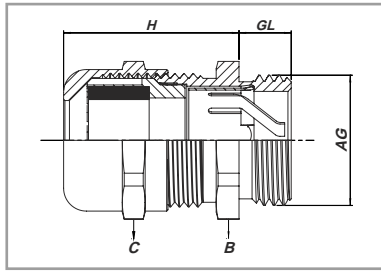
## METAL CABLE GLANDS EMC TYPE BRASS

### TECHNICAL DETAILS

Material	: Brass with nickel plated
Cap nut	: Polyamide PA6 V2
Clamping insert	: Polyamide PA6 V2
Sealing ring	: TPV
Emc spring	: AISI301
Gland body	: Brass with nickel plated
O-ring	: NBR
Connection thread	: Metric (EN60423)/PG (DIN 40430)
Protection class	: IP68 - 5 bar
Temperature range	: -20 °C + 100 °C -40 °C + 150 °C

### Properties

- Easy to assemble
- For cables with shielding
- Suitable for cables with and without inner sheath
- Highly conductive



### EMC T P P R NÇ RAKOR

Hammaddesi	: Piriç, nikel kaplamalı
Kablo tutucu	: Polyamid PA6 V2
Ba lanti di i M	: EN 60423
Ba lanti di i PG	: DIN 40430
Koruma sınıfı	: IP68 - 5 bar
Isiya direnci	: -20 °C + 100 °C
Conta	: -40 °C + 150 °C
O-ring	: Termoplastik vulkanize TPV : Nitril kaucuk

### METRIC/PG THREAD CABLE GLANDS

AG Thread	Code	H mm	GL mm	B mm	C mm	mm
M 12 x 1,5	OMBT 01	22	6	14	14	3 - 6,5
M 16 x 1,5	OMBT 02	23	7	18	17	4 - 8
M 20 x 1,5	OMBT 03	26,5	8	22	22	6 - 12
M 25 x 1,5	OMBT 04	28	8	27	24	10 - 14
M 32 x 1,5	OMBT 05	32,5	9	34	30	13 - 18
M 40 x 1,5	OMBT 06	38	9	43	40	18 - 25
M 50 x 1,5	OMBT 07	48	9	55	50	22 - 32
M 63 x 1,5	OMBT 08	53	14	68	64	34 - 44
PG 7	OPBT 01	22	6	14	14	3 - 6,5
PG 9	OPBT 02	23	6	17	17	4 - 8
PG 11	OPBT 03	26	6	20	20	5 - 10
PG 13,5	OPBT 04	26,5	6,5	22	22	6 - 12
PG 16	OPBT 05	28	6,5	24	24	10 - 14
PG 21	OPBT 06	32,5	7	30	30	13 - 18
PG29	OPBT 07	38	8	40	40	18 - 25
PG36	OPBT 08	48	9	50	50	22 - 32
PG42	OPBT 09	48	12	58	58	30 - 38
PG48	OPBT 10	52	14	64	64	34 - 44

IP 68

Halogen free

PRODUCT RANGE OVERVIEW

\* Long thread versions are also available.



## ORTAC METAL CABLE GLANDS SERIES

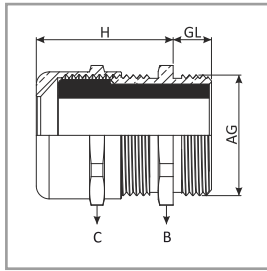


## METAL CABLE GLANDS STANDARD TYPE SILICONE SEAL

### TECHNICAL DETAILS

Material	
Cap nut	: Brass with nickel plated
Sealing ring	: Silicone
Gland body	: Brass with nickel plated
O-ring	: Silicone
Connection thread	: Metric (EN60423)/PG (DIN 40430)
Protection class	: IP68 - 5 bar
Temperature range	: -60 °C +180 °C

Properties  
High or low temperature resistance  
Smooth surface  
Easy to assemble



### S L KON CONTALI ETANJ P R NÇ RAKOR

Hammaddesi	: Pirinç, nikel kaplı
Ba lantı di i M	: EN 60423
Ba lantı di i PG	: DIN 40430
Koruma sınıfı	: IP68 - 5 bar
Isıya direnci	: -60 °C + 180 °C
Conta	: Silikon
O-ring	: Silikon

### METRIC/PG THREAD CABLE GLANDS

AG Thread	Code	H mm	GL mm	B mm	C mm	mm
M 12 x 1,5	MBGS 01	22	6	14	14	3 - 6,5
M 16 x 1,5	MBGS 02	23	7	18	17	4 - 8
M 20 x 1,5	MBGS 03	26,5	8	22	22	6 - 12
M 25 x 1,5	MBGS 04	28	8	27	24	10 - 14
M 32 x 1,5	MBGS 05	31,5	9	34	30	13 - 18
M 40 x 1,5	MBGS 06	38	9	43	40	18 - 25
M 50 x 1,5	MBGS 07	43	9	55	50	22 - 32
M 63 x 1,5	MBGS 08	48	14	68	64	34 - 44
PG 7	PBGS 01	22	6	14		3 - 6,5
PG 9	PBGS 02	23	6	17		4 - 8
PG 11	PBGS 03	24,5	6	20		5 - 10
PG 13,5	PBGS 04	26,5	6,5	22		6 - 12
PG 16	PBGS 05	28	6,5	24		10 - 14
PG 21	PBGS 06	31,5	7	30		13 - 18
PG29	PBGS 07	38	8	40		18 - 25
PG36	PBGS 08	43	10	50		22 - 32
PG42	PBGS 09	47	12	57		30 - 38
PG48	PBGS 10	48	14	64		34 - 44

IP 68

Halogen free

PRODUCT RANGE OVERVIEW

ORTAC METAL CABLE GLANDS SERIES

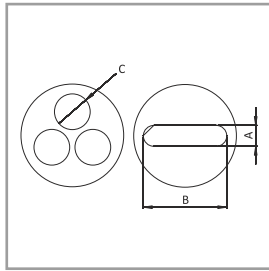


## METAL CABLE GLANDS STANDARD TYPE / BRASS MULTI HOLE - FLATHOLE

### TECHNICAL DETAILS

Material	
Cap nut	: Brass with nickel plated
Clamping Insert	: Polyamide PA6 V2
Sealing ring	: TPV (special seal for multi or flat cables)
Gland body	: Brass with nickel plated
O-ring	: NBR
Connection thread	: Metric (EN60423)
Protection class	: IP65
Temperature range	: -20 °C +100 °C -40 °C +150 °C

Properties  
For multi or flat cables  
Easy to assemble



### MULTI HOLE METRIC CABLE GLAND

Hammaddesi	: Piring, nikel kaplı
Kablo Tutucu	: Polyamid PA6 V2
Bağlantı dişi M	: EN 60423
Koruma sınıfı	: IP65
Isiya direnci	: -20 °C + 100 °C -40 °C + 150 °C
Conta	: Termoplastik vulkanize TPV
O-ring	: Nitril kauçuk

### METRIC THREAD CABLE GLANDS

AG Thread	Code	Number of Holes	C mm
M 16 x 1,5	OMBG 02A3	2	3
M 16 x 1,5	OMBG 02B3	3	3
M 16 x 1,5	OMBG 02C3	4	3
M 20 x 1,5	OMBG 03A5	2	5
M 20 x 1,5	OMBG 03A6	2	6
M 20 x 1,5	OMBG 03B4	3	4
M 20 x 1,5	OMBG 03B5	3	5
M 25 x 1,5	OMBG 04A4	2	4
M 25 x 1,5	OMBG 04A7	2	7
M 25 x 1,5	OMBG 04B4	3	4
M 25 x 1,5	OMBG 04B6	3	6
M 25 x 1,5	OMBG 04C5	4	5
M 32 x 1,5	OMBG 05A8	2	8
M 32 x 1,5	OMBG 05A9	2	9
M 32 x 1,5	OMBG 05B7	3	7
M 32 x 1,5	OMBG 05B8	3	8
M 32 x 1,5	OMBG 05C7	4	7
M 32 x 1,5	OMBG 05G3	8	3
M 32 x 1,5	OMBG 05G4	8	4
M 32 x 1,5	OMBG 05D6	5	6
M 32 x 1,5	OMBG 05F4	9	4
M 32 x 1,5	OMBG 05A5	2	5
M 40 x 1,5	OMBG 06C9	4	9
M 40 x 1,5	OMBG 06O3	16	3
M 50 x 1,5	OMBG 07E8	6	8
FLATHOLE METRIC CABLE GLANDS		A / mm	B / mm
M 25 x 1,5	YMBG 06	7	13
M 32 x 1,5	YMBG 07	5	17
M 40 x 1,5	YMBG 08	8	22
M 50 x 1,5	YMBG 09	10	28
M 50 x 1,5	YMBG 10	5,5	28

PRODUCT RANGE OVERVIEW

IP 65

Halogen free

## ORTAC METAL CABLE GLANDS SERIES



## METAL CABLE GLANDS

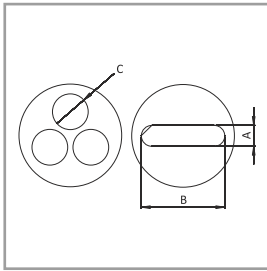
### STANDARD TYPE / BRASS

### MULTIHOLE - FLATHOLE

## TECHNICAL DETAILS

Material	
Cap nut	: Brass with nickel plated
Clamping Insert	: Polyamide PA6 V2
Sealing ring	: TPV (special seal for multi or flat cables)
Gland body	: Brass with nickel plated
O-ring	: NBR
Connection thread	: PG (DIN40430)
Protection class	: IP65
Temperature range	: -20 °C +100 °C -40 °C +150 °C

Properties  
For multi or flat cables  
Easy to assemble



## MULTIHOLE - FLATHOLE

Hammaddesi	: Piring, nikel kaplı
Kablo Tutucu	: Polyamid PA6 V2
Ba lantı di i PG	: DIN 40430
Koruma sınıfı	: IP65
Isiya direnci	: -20 °C + 100 °C -40 °C + 150 °C
Conta	: Termoplastik vulkanize TPV
O-ring	: Nitril kauçuk

## PG THREAD CABLE GLANDS

AG Thread	Code	Number of Holes	C mm
PG 9	OPBG 02A3	2	3
PG 9	OPBG 02B3	3	3
PG 9	OPBG 02C3	4	3
PG 11	OPBG 03A4	2	4
PG 11	OPBG 03A5	2	5
PG 11	OPBG 03B4	3	4
PG 11	OPBG 03B5	3	5
PG 13,5	OPBG 04A5	2	5
PG 13,5	OPBG 04A6	2	6
PG 13,5	OPBG 04B4	3	4
PG 13,5	OPBG 04B5	3	5
PG 16	OPBG 05A4	2	4
PG 16	OPBG 05A7	2	7
PG 16	OPBG 05B4	3	7
PG 16	OPBG 05B6	3	6
PG 16	OPBG 05C5	4	5
PG 21	OPBG 06A8	2	8
PG 21	OPBG 06A9	2	9
PG 21	OPBG 06B7	3	7
PG 21	OPBG 06B8	3	8
PG 21	OPBG 06C7	4	7
PG 21	OPBG 06G3	8	3
PG 21	OPBG 06G4	8	4
PG 21	OPBG 06A5	2	5
PG 21	OPBG 06D6	5	6
PG 21	OPBG 06F4	9	4
PG 29	OPBG 07C9	4	9
PG 29	OPBG 07O3	16	3
PG 36	OPBG 08E8	6	8
FLATHOLE PG CABLE GLANDS		<b>A / mm</b>	<b>B / mm</b>
PG 16	YPBG 05	7	13
PG 21	YPBG 06	5	17
PG 29	YPBG 07	8	22
PG 36	YPBG 08	10	28
PG 36	YPBG 09	5,5	28
PG 42	YPBG 10	12	33

IP 65

Halogen free

PRODUCT RANGE OVERVIEW

ORTAC METAL CABLE GLANDS SERIES

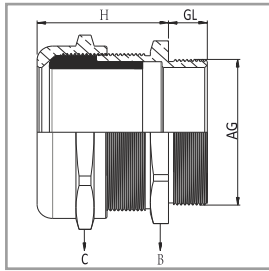


## METAL CABLE GLANDS SPECIAL TYPE BRASS

### TECHNICAL DETAILS

Material	: Brass with nickel plated
Cap nut	: Brass with nickel plated
Sealing ring	: EPDM
Gland body	: Brass with nickel plated
O-ring	: NBR - TPV
Connection thread	: Metric (EN60423)
Protection class	: IP68
Temperature range	: -20 °C +100 °C -40 °C +150 °C

Properties  
High impact and temperature resistance  
Easy to assemble  
Wide cable range  
XL cables



### ÖZEL BOY ETANJ P R NÇ RAKOR

Hammaddesi	: Pirinç, nikel kaplı
Ba lantı di i M	: EN 60423
Koruma sınıfı	: IP68 - 5 bar
Isıya direnci	: -20 °C + 100 °C -40 °C + 150 °C
Conta	: EPDM (Etilen-Propilen-Dien-Monomer)
O-ring	: Nitril kauçuk

### SPECIAL TYPE CABLE GLANDS

AG Thread	Code	H mm	GL mm	B mm	C mm	mm
M 63 x 1,5	OMBG 17	48	15	70	75	45 - 55
M 75 x 1,5	OMBG 18s	48	20	85	75	45 - 55
M 75 x 1,5	OMBG 18	58	20	90	90	50 - 63
M 80 x 2,0	OMBG 1880	58	20	90	90	50 - 63
M 90 x 2,0	OMBG 19	61	20	100	100	60 - 70
2 ½"	ONBG 18s	48	20	85	75	45 - 55
2 ½"	ONBG 18	58	20	90	90	50 - 63
3"	ONBG 19	61	20	100	100	60 - 70

IP 68

Halogen free

PRODUCT RANGE OVERVIEW

\* Special sizes available on request.

## ORTAC METAL CABLE GLANDS SERIES



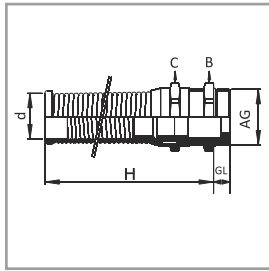
## METAL CABLE GLANDS SPIRAL TYPE BRASS

### TECHNICAL DETAILS

Material	: Brass with nickel plated
Cap nut	: Stainless steel (1.4310/AISI302)
Spiral top	: Stainless steel (1.4310/AISI302)
Clamping insert	: Polyamide PA6 V2
Sealing ring	: TPV
Gland body	: Brass with nickel plated
O-ring	: NBR
Connection thread	: Metric (EN60423)/PG (DIN 40430)
Protection class	: IP68
Temperature range	: -20 °C + 100 °C -40 °C + 150 °C

### Properties

With spiral top for bend protection  
For highly movable flexible cables  
Easy to assemble  
High strain relief



### SPİRAL UÇLU ETANJ PİRİNÇ RAKOR

Hammaddesi	: Pirinç, nikel kaplı
Spiral yay hammaddesi	: Paslanmaz çelik (1.4310/AISI302)
Kablo tutucu	: Polyamid PA6 V2
Ba lantı di i M	: EN 60423
Ba lantı di i PG	: DIN 40430
Koruma sınıfı	: IP68
Isıya direnci	: -20 °C + 100 °C -40 °C + 150 °C
Conta	: Termoplastik vulkanize TPV
O-ring	: Nitril kauçuk

### METRIC/PG THREAD CABLE GLANDS

AG Thread	Code	H mm	GL mm	d mm	B mm	C mm	mm
M 12 x 1,5	STCG 01	55	6	6,8	14	14	3 - 6,5
M 16 x 1,5	STCG 02	66	7	8,4	18	17	4 - 8
M 20 x 1,5	STCG 03	88	8	12,3	22	22	6 - 12
M 25 x 1,5	STCG 04	98	8	14,3	27	24	10 - 14
M 32 x 1,5	STCG 05	111	9	18,4	34	30	13 - 18
<b>LONG METRIC SPIRAL CABLE GLANDS</b>							
M 12 x 1,5	STCGL 01	55	12	6,8	14	14	3 - 6,5
M 16 x 1,5	STCGL 02	66	12	8,4	18	17	4 - 8
M 20 x 1,5	STCGL 03	88	12	12,3	22	22	6 - 12
M 25 x 1,5	STCGL 04	98	12	14,3	27	24	10 - 14
M 32 x 1,5	STCGL 05	111	14	18,4	34	30	13 - 18
<b>LONG PG SPIRAL CABLE GLANDS</b>							
PG 7	STPG 01	55	6	6,8	14	14	3 - 6,5
PG 9	STPG 02	66	6	8,4	17	17	4 - 8
PG 11	STPG 03	77	6	10,3	20	20	5 - 10
PG 13,5	STPG 04	88	6,5	12,3	22	22	6 - 12
PG 16	STPG 05	98	6,5	14,3	24	24	10 - 14
PG 21	STPG 06	111	7	18,4	30	30	13 - 18
<b>LONG PG SPIRAL CABLE GLANDS</b>							
PG 7	STPGL 01	55	10	6,8	14	14	3 - 6,5
PG 9	STPGL 02	66	10	8,4	17	17	4 - 8
PG 11	STPGL 03	77	10	10,3	20	20	5 - 10
PG 13,5	STPGL 04	88	10	12,3	22	22	6 - 12
PG 16	STPGL 05	98	10	14,3	24	24	10 - 14
PG 21	STPGL 06	111	12	18,4	30	30	13 - 18

IP 68

Halogen free

PRODUCT RANGE OVERVIEW



ORTAC METAL CABLE GLANDS SERIES

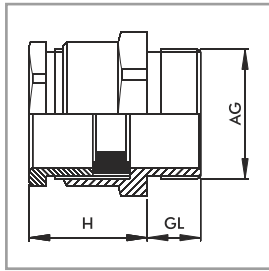


## A2 METAL CABLE GLANDS FLAT TYPE BRASS

### TECHNICAL DETAILS

Material	: Brass with nickel plated
Cap nut	: Brass with nickel plated
Sealing ring	: EPDM
Gland body	: Brass with nickel plated
O-ring	: NBR
Connection thread	: Metric (EN60423)/PG (DIN 40430)
Protection class	: IP54
Temperature range	: -20 °C + 100 °C -40 °C + 150 °C

Properties  
Easy to assemble  
High mechanical stability  
Optimum strain relief



### DÜZ T P P R NÇ RAKOR

Hammaddesi	: Pirinç, nikel kaplı
Ba lantı di i M	: EN 60423
Ba lantı di i PG	: DIN 40430
Koruma sınıfı	: IP54
Isıya direnci	: -20 °C + 100 °C -40 °C + 150 °C
Conta	: Termoplastik vulkanize TPV
O-ring	: Nitril kauçuk

### METRIC/PG THREAD CABLE GLANDS

AG Thread	Code	H mm	GL mm	mm	mm
M 12 x 1,5	DOMR 01	16	5	14	3,5 - 6
M 16 x 1,5	DOMR 02	17	5	18	4,5 - 7
M 20 x 1,5	DOMR 03	19	6	22	9 - 12
M 25 x 1,5	DOMR 04	20,5	7	27	11 - 14
M 32 x 1,5	DOMR 05	22,5	8	34	14 - 18
M 40 x 1,5	DOMR 06	25	8	45	18 - 25
M 50 x 1,5	DOMR 07	30	9	55	25 - 32
M 63 x 1,5	DOMR 08	47	15	70	38 - 44
M 63 x 1,5	DOMR 09	47	15	70	40 - 49
PG 7	DOPR 01	16	5	14	3,5 - 6
PG 9	DOPR 02	17	6	17	4,5 - 7
PG 11	DOPR 03	18	6	20	6 - 9
PG 13,5	DOPR 04	19	6,5	22	9 - 12
PG 16	DOPR 05	20,5	6,5	24	11 - 14
PG 21	DOPR 06	22,5	7	30	14 - 18
PG 29	DOPR 07	25	8	40	18 - 25
PG 36	DOPR 08	30	8	50	25 - 32
PG 42	DOPR 09	34	9	60	30 - 38
PG 48	DOPR 10	47	15	70	38 - 44
PG 48	DOPR 11	47	15	70	40 - 49

PRODUCT RANGE OVERVIEW

IP 54

Halogen free

## ORTAC METAL CABLE GLANDS SERIES

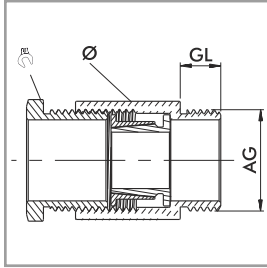


## METAL CABLE GLANDS FOR ARMoured CABLES BRASS

### TECHNICAL DETAILS

Material	
Cap nut	: Brass with nickel plated
Ring	: Brass with nickel plated
Compression part	: Brass with nickel plated
Gland body	: Brass with nickel plated
O-ring	: NBR
Connection thread	: Metric (EN60423)
Protection class	: IP54
Temperature range	: -20 °C +100 °C -40 °C +150 °C



Properties  
 Ship building  
 Off shore  
 Wind power plant  
 For armoured cables  
 Wide cable range



### VG T P TOPRAKLAMALI RAKOR

Hammaddesi	: Pirinç, nikel kaplı
Koruma sınıfı	: IP54
Isıya direnci	: -20 °C + 100 °C -40 °C + 150 °C
O-ring	: Nitril kauçuk
Norm	: VG 88812 VG 88773
Gövde Din normu	: 89280

### METRIC THREAD CABLE GLANDS

AG Thread	Code	GL mm	Ø mm	 mm	 mm
M 16 x 1,5	MACG16A	9	20	20	10,5
M 18 x 1,5	MACG18A	10	22	22	11,5
M 18 x 1,5	MACG18B	10	22	22	11,5 - 12,5
M 24 x 1,5	MACG24A	11	28	27	11,5
M 24 x 1,5	MACG24B	11	28	27	11,5 - 13,5
M 24 x 1,5	MACG24C	11	28	27	13,5 - 16,5
M 30 x 2,0	MACG30A	12	35	32	16,5 - 18
M 30 x 2,0	MACG30B	12	35	32	18 - 19,5
M 30 x 2,0	MACG30C	12	35	32	19,5 - 20,5
M 36 x 2,0	MACG36A	13	40	40	20,5 - 22,5
M 36 x 2,0	MACG36B	13	40	40	22,5 - 25,5
M 45 x 2,0	MACG45A	14	50	50	25,5 - 27,5
M 45 x 2,0	MACG45B	14	50	50	27,5 - 31,5
M 56 x 2,0	MACG56A	15	62	60	31,5 - 34
M 56 x 2,0	MACG56B	15	62	60	34 - 37,5
M 56 x 2,0	MACG56C	15	62	60	37,5 - 41
M 72 x 2,0	MACG72A	16	78	75	41 - 46
M 72 x 2,0	MACG72B	16	78	75	46 - 50,5

IP 54

PRODUCT RANGE OVERVIEW

ORTAC METAL CABLE GLANDS SERIES



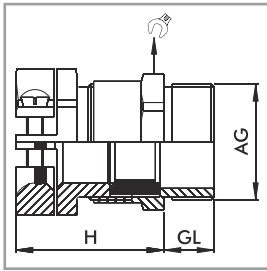
## METAL CABLE GLANDS WITH TRACTION RELIEF BRASS

### TECHNICAL DETAILS

Material	: Brass with nickel plated
Cap nut	: TPV
Sealing ring	: TPV
Gland body	: Brass with nickel plated
O-ring	: NBR
Connection thread	: Metric (EN60423) / PG (DIN 40430)
Protection class	: IP55
Temperature range	: -20 °C + 100 °C -40 °C + 150 °C

### Properties

High strain relief  
High mechanical stability  
Building sites  
Plant engineering  
Electric motor manufacturing



### KELEPÇEL P R NÇ RAKOR

Hammaddesi	: Pirinç, nikel kaplı
Ba lantı di i M	: EN 60423
Ba lantı di i PG	: DIN 40430
Koruma sınıfı	: IP55
Isıya direnci	: -20 °C + 100 °C -40 °C + 150 °C
Conta	: Termoplastik vulkanize TPV
O-ring	: Nitril kauçuk

### METRIC/PG THREAD CABLE GLANDS

AG Thread	Code	H mm	GL mm	mm	mm
M 12 x 1,5	OKMR 01	22	5	14	3,5 - 6
M 16 x 1,5	OKMR 02	25	5	18	4,5 - 7
M 20 x 1,5	OKMR 03	26,5	6	22	9 - 12
M 25 x 1,5	OKMR 04	32	7	27	11 - 14
M 32 x 1,5	OKMR 05	35	8	34	14 - 18
M 40 x 1,5	OKMR 06	41	8	45	18 - 25
M 50 x 1,5	OKMR 07	44	9	55	25 - 32
M 63 x 1,5	OKMR 08	59	15	70	38 - 44
M 63 x 1,5	OKMR 09	59	15	70	40 - 49
PG 7	OKPR 01	22	5	14	3,5 - 6
PG 9	OKPR 02	25	6	17	4,5 - 7
PG 11	OKPR 03	26	6	20	6 - 9
PG 13,5	OKPR 04	26,5	6,5	22	9 - 12
PG 16	OKPR 05	28	6,5	24	11 - 14
PG 21	OKPR 06	32	7	30	14 - 18
PG 29	OKPR 07	35	8	40	18 - 25
PG 36	OKPR 08	41	8	50	25 - 32
PG 42	OKPR 09	44	9	60	30 - 38
PG 48	OKPR 10	59	15	70	38 - 44
PG 48	OKPR 11	59	15	70	40 - 49

PRODUCT RANGE OVERVIEW

IP 55

Halogen free

## ORTAC METAL ACCESSORIES



## METAL BLIND STOPS

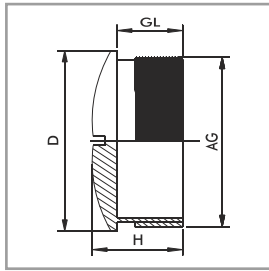
### BRASS

#### TECHNICAL DETAILS

Material	
Screw plug	: Brass with nickel plated
Sealing ring	: NBR
Connection thread	: Metric (EN60423) / PG (DIN 40430)
Protection class	: IP68
Temperature range	: -40 °C +100 °C

#### Properties

For unused threaded holes  
 Assembling with screwdriver  
 Machine and equipment manufacturing  
 Electric motor manufacturing



#### P R N Ç K Ö R T A P A

Hammaddesi	: Pirinç, nikel kaplı
Ba lantı d i i M	: EN 60423
Ba lantı d i i PG	: DIN 40430
Koruma sınıfı	: IP68
O-ring	: Nitril kauçuk

#### METRIC/PG THREAD BLIND STOPS

AG Thread	Code	H mm	GL mm	D mm
M 12 x 1,5	OMBK 01	7,5	5	14
M 16 x 1,5	OMBK 02	8	5	18
M 20 x 1,5	OMBK 03	9,5	6,5	22
M 25 x 1,5	OMBK 04	11	7	28
M 32 x 1,5	OMBK 05	12	8	35
M 40 x 1,5	OMBK 06	13	8,5	44
M 50 x 1,5	OMBK 07	15	9	54
M 63 x 1,5	OMBK 08	16	10	67
PG 7	OPBK 01	8	5	14
PG 9	OPBK 02	9	6	17
PG 11	OPBK 03	9	6	20
PG 13,5	OPBK 04	9,5	6,5	22
PG 16	OPBK 05	9,5	6,5	24
PG 21	OPBK 06	11	7	30
PG 29	OPBK 07	12	8	39
PG 36	OPBK 08	15	9	50
PG 42	OPBK 09	16	10	57
PG 48	OPBK 10	16	10	64

PRODUCT RANGE OVERVIEW

IP 68



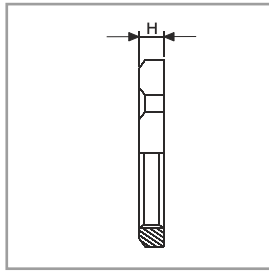
## METAL LOCK NUTS

### BRASS

#### TECHNICAL DETAILS

Material : Brass with nickel plated  
Hexagonal locknut : Metric (EN60423) / PG (DIN 40430)  
Connection thread : Metric (EN60423) / PG (DIN 40430)  
Temperature range : -60 °C +200 °C


Properties  
For tightening of cable glands



#### P R NÇ SOMUN

Hammaddesi : Pirinç, nikel kaplı  
Ba lanti di i M : EN 60423  
Ba lanti di i PG : DIN 40430

#### METRIC/PG THREAD LOCK NUTS

AG Thread	Code	H mm	 mm
M 12 x 1,5	OMBL 01	2,8	15
M 16 x 1,5	OMBL 02	3	19
M 20 x 1,5	OMBL 03	3,5	24
M 25 x 1,5	OMBL 04	3,5	30
M 32 x 1,5	OMBL 05	4	36
M 40 x 1,5	OMBL 06	4	45
M 50 x 1,5	OMBL 07	5	55
M 63 x 1,5	OMBL 08	5	68
PG 7	OPBL 01	2,8	15
PG 9	OPBL 02	2,8	18
PG 11	OPBL 03	3	21
PG 13,5	OPBL 04	3	23
PG 16	OPBL 05	3	26
PG 21	OPBL 06	3,5	32
PG 29	OPBL 07	4	40
PG 36	OPBL 08	5	50
PG 42	OPBL 09	5	60
PG 48	OPBL 10	5,5	64

PRODUCT RANGE OVERVIEW



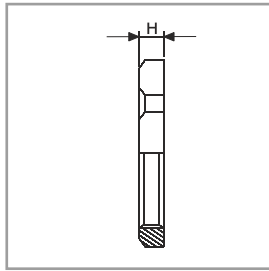


## METAL LOCK NUTS STAINLESS STEEL

### TECHNICAL DETAILS

Material	: Stainless steel AISI303/AISI316L
Hexagonal locknut	: Metric (EN60423) / PG (DIN 40430)
Connection thread	: Metric (EN60423) / PG (DIN 40430)
Temperature range	: -60 °C +200 °C


Properties  
For tightening of stainless steel  
cable glands



### PASLANMAZ SOMUN

Hammaddesi	: Paslanmaz çelik
Ba lanti di i M	: EN 60423
Ba lanti di i PG	: DIN 40430

### METRIC/PG THREAD LOCK NUTS

AG Thread	Code	H mm	 mm
M 12 x 1,5	OMSL 01	2,8	15
M 16 x 1,5	OMSL 02	3	19
M 20 x 1,5	OMSL 03	3,5	24
M 25 x 1,5	OMSL 04	3,5	30
M 32 x 1,5	OMSL 05	4	36
M 40 x 1,5	OMSL 06	4	46
M 50 x 1,5	OMSL 07	5	55
M 63 x 1,5	OMSL 08	5	70
PG 7	OPSL 01	2,8	15
PG 9	OPSL 02	2,8	18
PG 11	OPSL 03	3	22
PG 13,5	OPSL 04	3	24
PG 16	OPSL 05	3	27
PG 21	OPSL 06	3,5	32
PG 29	OPSL 07	4	41
PG 36	OPSL 08	5	50
PG 42	OPSL 09	5	60
PG 48	OPSL 10	5,5	65



## EMC METAL LOCK NUTS BRASS / STAINLESS STEEL

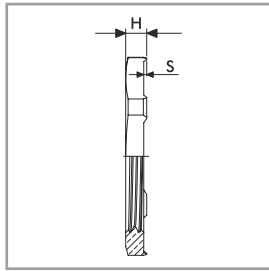
### TECHNICAL DETAILS

Material  
Hexagonal locknut : Brass with nickel plated  
Stainless steel AISI303/AISI316L

Connection thread : Metric (EN60423) / PG (DIN 40430)

Temperature range : -60 °C +200 °C

Properties  
For tightening of  
EMC cable glands




### EMC SOMUN

Hammaddesi : Pirinç, nikel kaplı / paslanmaz çelik

Ba lanti di i M : EN 60423

Ba lanti di i PG : DIN 40430

### METRIC/PG THREAD LOCK NUTS

AG Thread	Brass Code	Stainless steel Code	H mm	S mm	 mm
M 12 x 1,5	OMBLT 01	OMSLT 01	3,3	0,5	15
M 16 x 1,5	OMBLT 02	OMSLT 02	3,5	0,5	19
M 20 x 1,5	OMBLT 03	OMSLT 03	3,5	0,5	24
M 25 x 1,5	OMBLT 04	OMSLT 04	3,5	0,5	30
M 32 x 1,5	OMBLT 05	OMSLT 05	4,0	0,5	36
M 40 x 1,5	OMBLT 06	OMSLT 06	4,6	0,6	45
M 50 x 1,5	OMBLT 07	OMSLT 07	5,6	0,6	55
M 63 x 1,5	OMBLT 08	OMSLT 08	6,7	0,7	70
M 75 x 1,5	OMBLT 09	OMSLT 09	8,0	1,0	85
PG 7	OPBLT 01	OPSLT 01	3,3	0,5	15
PG 9	OPBLT 02	OPSLT 02	3,3	0,5	18
PG 11	OPBLT 03	OPSLT 03	3,5	0,5	21
PG 13,5	OPBLT 04	OPSLT 04	3,5	0,5	23
PG 16	OPBLT 05	OPSLT 05	3,5	0,5	26
PG 21	OPBLT 06	OPSLT 06	4,0	0,5	32
PG 29	OPBLT 07	OPSLT 07	4,6	0,6	40
PG 36	OPBLT 08	OPSLT 08	5,6	0,6	50
PG 42	OPBLT 09	OPSLT 09	5,6	0,6	60
PG 48	OPBLT 10	OPSLT 10	6,1	0,6	65

PRODUCT RANGE OVERVIEW

## ORTAC METAL ACCESSORIES




## METAL REDUCERS

## BRASS

## TECHNICAL DETAILS

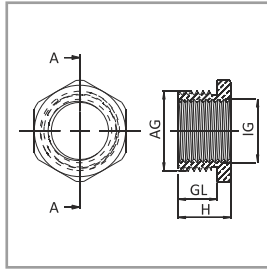
Material	: Brass with nickel plated
Reducer	: NBR
Connection thread	: Metric (EN60423) / PG (DIN 40430)
Protection class	: IP68
Temperature range	: -40 °C + 100 °C

Properties  
Enable use cable glands with smaller connection threads than the existing threaded holes



TYPE 1

TYPE 2



## P R NÇ REDÜKS YON

Hammaddesi	: Pirinç, nikel kaplı
Ba lantı di i M	: EN 60423
Ba lantı di i PG	: DIN 40430
Koruma sınıfı	: IP68
O-ring	: Nitril kauçuk

## METRIC/PG THREAD REDUCER

AG Thread	Code	IG mm	H mm	GL mm	Type 1	Type 2
					Ø mm	Ø mm
M 16 x 1,5	M16RM12	M 12 x 1,5	9	6	18	18
M 20 x 1,5	M20RM12	M 12 x 1,5	9	6	24	22
M 20 x 1,5	M20RM16	M 16 x 1,5	9	6	24	22
M 25 x 1,5	M25RM16	M 16 x 1,5	10	7	30	27
M 25 x 1,5	M25RM20	M 20 x 1,5	10	7	30	27
M 32 x 1,5	M32RM16	M 16 x 1,5	11	8	35	34
M 32 x 1,5	M32RM20	M 20 x 1,5	11	8	35	34
M 32 x 1,5	M32RM25	M 25 x 1,5	11	8	35	34
M 40 x 1,5	M40RM20	M 20 x 1,5	12	8	45	45
M 40 x 1,5	M40RM25	M 25 x 1,5	12	8	45	45
M 40 x 1,5	M40RM32	M 32 x 1,5	12	8	45	45
M 50 x 1,5	M50RM25	M 25 x 1,5	14	10	55	55
M 50 x 1,5	M50RM32	M 32 x 1,5	14	10	55	55
M 50 x 1,5	M50RM40	M 40 x 1,5	14	10	55	55
M 63 x 1,5	M63RM32	M 32 x 1,5	14	10	68	65
M 63 x 1,5	M63RM40	M 40 x 1,5	14	10	68	65
M 63 x 1,5	M63RM50	M 50 x 1,5	14	10	68	65
PG 9	P9RP7	PG 7	9	6	17	17
PG 11	P11RP7	PG 7	9	6	20	20
PG 11	P11RP9	PG 9	9	6	20	20
PG 13,5	P13,5RP9	PG 9	9,5	6,5	22	22
PG 13,5	P13,5RP11	PG 11	9,5	6,5	-	22
PG 16	P16RP9	PG 9	9,5	6,5	24	24
PG 16	P16RP11	PG 11	9,5	6,5	24	24
PG 16	P16RP13,5	PG 13,5	9,5	6,5	-	24
PG 21	P21RP11	PG 11	11	7	30	30
PG 21	P21RP13,5	PG 13,5	11	7	30	30
PG 21	P21RP16	PG 16	11	7	30	30
PG 29	P29RP16	PG 16	12	8	40	40
PG 29	P29RP21	PG 21	12	8	40	40
PG 36	P36RP21	PG 21	13	9	50	50
PG 36	P36RP29	PG 29	13	9	50	50
PG 42	P42RP29	PG 29	14	10	59	60
PG 42	P42RP36	PG 36	14	10	59	60
PG 48	P48RP36	PG 36	14	10	64	65
PG 48	P48RP42	PG 42	14	10	64	65

PRODUCT RANGE OVERVIEW

IP 68



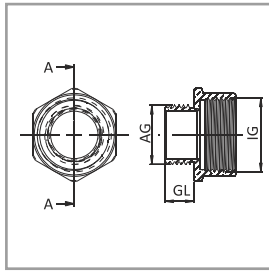
## METAL ENLARGERS METRIC-METRIC / PG-PG BRASS

### TECHNICAL DETAILS

Material	: Brass with nickel plated
Enlarger	: Brass with nickel plated
O-ring	: NBR
Connection thread	: Metric (EN 60423) / PG (DIN40430)
Protection class	: IP68
Temperature range	: -40 °C +100 °C

### Properties

Enable use of cable glands with bigger connection threads than the existing threaded holes



### BÜYÜTÜCÜ P R NÇ REDÜKS YON

Hammaddesi	: Pirinç, nikel kaplı
Ba lantı di i M	: EN 60423
Ba lantı di i PG	: DIN 40430
O-ring	: Nitril kauçuk

### METRIC/PG THREAD ENLARGERS

AG Thread	Code	IG mm	GL mm	mm
M 12 x 1,5	M12EM16	M 16 x 1,5	6	18
M 16 x 1,5	M16EM20	M 20 x 1,5	6	22
M 20 x 1,5	M20EM25	M 25 x 1,5	6	27
M 25 x 1,5	M25EM32	M 32 x 1,5	7	34
M 32 x 1,5	M32EM40	M 40 x 1,5	8	45
M 40 x 1,5	M40EM50	M 50 x 1,5	8	55
M 50 x 1,5	M50EM63	M 63 x 1,5	10	70
PG 7	P7EP9	PG 9	6	18
PG 9	P9EP11	PG 11	6	21
PG 11	P11EP13,5	PG 13,5	6	23
PG 13,5	P13,5EP16	PG 16	6	25
PG 16	P16EP21	PG 21	7	32
PG 21	P21EP29	PG 29	7	42
PG 29	P29EP36	PG 36	8	50
PG 36	P36EP42	PG 42	9	60
PG 42	P42EP48	PG 48	10	65

## ORTAC METAL ACCESSORIES



## METAL ADAPTERS

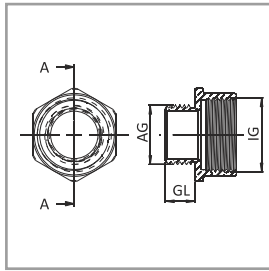
## METRIC-PG / PG-METRIC BRASS

## TECHNICAL DETAILS

Material	: Brass with nickel plated
Adapter	: NBR
O-ring	: NBR
Connection thread	: Metric (EN 60423) / PG (DIN40430)
Protection class	: IP68
Temperature range	: -40 °C +100 °C

## Properties

Adapter from metric outer thread to PG inner thread  
Enable use of PG accessories in metric threads




## P R NÇ ADAPTÖR

Hammaddesi	: Piriç, nikel kaplı
Ba lantı di i M	: EN 60423
Ba lantı di i PG	: DIN 40430
O-ring	: Nitril kauçuk

## METRIC/PG THREAD ADAPTERS

PRODUCT RANGE OVERVIEW

AG Thread	Code	IG mm	GL mm	 mm
M 12 x 1,5	M12AP7	PG 7	6	14
M 12 x 1,5	M12AP9	PG 9	6	17
M 16 x 1,5	M16AP11	PG 11	6	21
M 20 x 1,5	M20AP11	PG 11	6	22
M 20 x 1,5	M20AP13,5	PG 13,5	6	23
M 25 x 1,5	M25AP16	PG 16	7	27
M 25 x 1,5	M25AP21	PG 21	7	32
M 32 x 1,5	M32AP29	PG 29	8	42
M 40 x 1,5	M40AP29	PG 29	8	45
M 50 x 1,5	M50AP36	PG 36	10	55
M 50 x 1,5	M50AP42	PG 42	10	60
M 63 x 1,5	M63AP48	PG 48	10	65
PG 7	P7AM12	M 12 x 1,5	6	14
PG 9	P9AM16	M 16 x 1,5	6	19
PG 11	P11AM16	M 16 x 1,5	6	21
PG 13,5	P13,5AM20	M 20 x 1,5	6	23
PG 16	P16AM20	M 20 x 1,5	7	25
PG 16	P16AM25	M 25 x 1,5	7	28
PG 21	P21AM25	M 25 x 1,5	7	30
PG 21	P21AM32	M 32 x 1,5	7	35
PG 29	P29AM40	M 40 x 1,5	8	45
PG 36	P36AM50	M 50 x 1,5	9	55
PG 42	P42AM63	M 63 x 1,5	10	70



## ESTABLISH SAFETY CONNECTION IN HAZARDOUS AREAS







## PART NUMBERING

W	Without Certification (Industrial)	
DCG	Name of Gland	
B	Brass	
N	Nickel Plating	
Sa	AISI303 Stainless Steel	
Sb	AISI304 Stainless Steel	
Sc	AISI316L Stainless Steel	
A	Aluminium	
1	TPV Seal (-30 / +100 °C)	1a
	PA6 V0 Washer (-40 / +100 °C)	
	PA6 V0 Upper Washer (-40 / +100 °C)	
2	NBR Seal (-30 / +100 °C)	2a
	PA6 V0 Washer (-40 / +100 °C)	
	PA6 V0 Upper Washer (-40 / +100 °C)	
3	Neoprene Seal (-40 / +100 °C)	3a 3a2
	PA6 V0 Washer (-40 / +100 °C)	
	PA6 V0 Upper Washer (-40 / +100 °C)	
4	Silicone Seal (-60 / +180 °C)	4a
	Silicone Washer (-60 / +180 °C)	
	Teflon Upper Silicone (-200 / +260 °C)	
*	Cable Dia.	
**	Thread Type	
K	Kit ( Earth Tag + PVC Shroud (t) TPV Shroud)	
E	Earth Tag	
T	TPV Shroud (Halogen Free)	
P	PVC Shroud	

Alternative Washer Options	
1a	NBR Washer (-30 / +100 °C)
2a	NBR Washer (-30 / +100 °C)
3a	NBR Washer (-30 / +100 °C)
3a2	Neoprene Washer (-40 / +100 °C)
3b	Teflon Upper Washer (-200 / +260 °C)
4a	Teflon Upper Washer (-200 / +260 °C)

### Example Parts Numbering

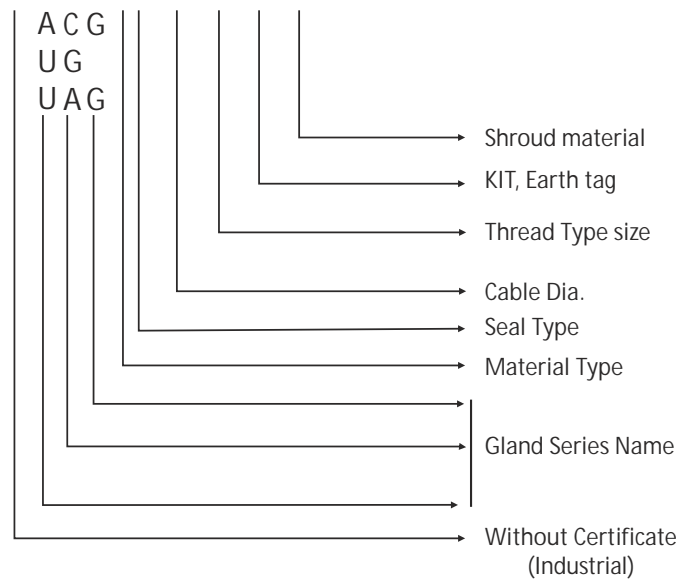
DCGN1-32-M32	M32x1,5 Etna Serie Double Compression Brass Nickel Plated Ex Cable Glands
DCGN1-32-M32-K	M32x1,5 Etna Serie Double Compression Brass Nickel Plated Ex Cable Gland Kit
ACGSa2-32-M32	M32x1,5 Colima Serie Single Compression 303 Stainless Steel Ex Cable Glands
ACGSa2-32-M32-E	M32x1,5 Colima Serie Single Compression 303 Stainless Steel Ex Cable Glands + Earth Tag
DCGSc3-32-N1/2	NPT 1/2 Etna Serie Double Compression 316L Stainless Steel Ex Cable Glands
DCGSc3-32-G1/2-T	GAS 1/2 Etna Serie Double Compression 316L Stainless Steel Ex Cable Glands + TPV Shroud
ACGSc3-32-P11s-Kt	PG11s Colima Serie Single Compression 316L Stainless Steel Ex Cable Glands + Kit (with TPV Shroud)

W	DCG	B	1	*	**	K	t
		N	2			E	p
		Sa	3				
		Sb	4				
		Sc					
		A					

WDCGN1-20-M20-t  
DCGN1-20-M20-t

DCGSc2-20-M20-K  
DCGSc2-20-M20-Kt

W D C G XX - X - X - X - X



DCG DOUBLE COMPRESSION



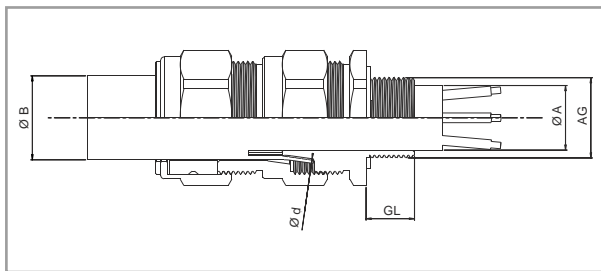
**ORTAC**  **ETNA SERIES**




## ARMOURED CABLE GLANDS DCG SERIES

### TECHNICAL DETAILS

- Type : DCG (Double compression gland)
- Protection code : II 2GD Ex d IIC Gb / I M2 Ex d I Mb Ex tb IIIC Db
- Certificate : IEP 14 ATEX 0216U
- Material : MS58 Brass with or without nickel plated  
Stainless steel AISI303 / 316L / Aluminium
- Standards : EN 60079-0:2012, 60079-1:2007, 60079-31:2009
- Protection class : IP66 / 68
- Temperature : -30 °C +120 °C NBR  
: -40 °C +100 °C NEOPRENE  
: -60 °C +180 °C SILICONE  
: -30 °C +100 °C TPE/V
- Application area : ZONE1, ZONE2, ZONE21, ZONE22,  
Gas Group IIA, IIB, IIC
- Cable type : SWA (Single wire armour)  
(STA & other cables optional)



PRODUCT RANGE OVERVIEW

Product Size	Product Code	Standard AG	AG NPT	AG	A		B		Ø d (Armour)		GL min. mm	
					Min	Max	Min	Max	Min	Max		
16	DCGXX/16/X	M16x1,5	1/2"	PG9	3,1	8,6	6,1	13,2	0,8	1,0	15	24
20ss	DCGXX/20ss/X	M20ssx1,5	1/2"	PG11ss	3,1	8,6	6,1	13,2	0,8	1,0	15	24
20s	DCGXX/20s/X	M20sx1,5	1/2"	PG11s	6,1	11,6	9,5	15,9	0,8	1,25	15	24
20	DCGXX/20/X	M20x1,5	1/2"	PG13,5	6,5	13,9	12,5	20,9	0,8	1,25	15	30
25s	DCGXX/25s/X	M25sx1,5	3/4"	PG21s	11,1	19,9	14	22	1,25	1,60	15	38
25	DCGXX/25/X	M25x1,5	3/4"	PG21	11,1	19,9	18,2	26,2	1,25	1,60	15	38
32	DCGXX/32/X	M32x1,5	1"	PG29	18,2	26,2	23,7	33,9	1,6	2,0	15	45
40	DCGXX/40/X	M40x1,5	1 1/4"	PG36s	23,7	33,9	27,9	40,4	1,6	2,0	15	55
50s	DCGXX/50s/X	M50sx1,5	1 1/2"	PG36	29,5	38,1	35,2	46,7	2,0	2,5	15	60
50	DCGXX/50/X	M50x1,5	2"	PG42	35,6	44,0	40,4	53,1	2,0	2,5	15	70
63s	DCGXX/63s/X	M63sx1,5	2"	PG48	40,1	49,9	45,6	59,4	2,0	2,5	15	75
63	DCGXX/63/X	M63x1,5	2 1/2"	-	47,2	55,9	54,6	65,9	2,0	2,5	15	80
75s	DCGXX/75s/X	M75sx1,5	2 1/2"	-	52,8	61,9	59	72,1	2,0	2,5	15	90
75	DCGXX/75/X	M75x1,5	3"	-	59,1	67,9	66,7	78,5	2,5	3,0	15	100
90	DCGXX/90/X	M90x2	3"	-	66,6	79,9	76,2	90,4	3,0	3,5	15	115
100	DCGXX/100/X	M100x2	-	-	76	90	86,1	101,5	3,15	4,0	15	123
115	DCGXX/115/X	M115x2	-	-	86	97,9	101,5	110,3	3,15	4,0	15	133
130	DCGXX/130/X	M130x2	-	-	97	114,9	114,2	123,3	3,15	4,0	15	146

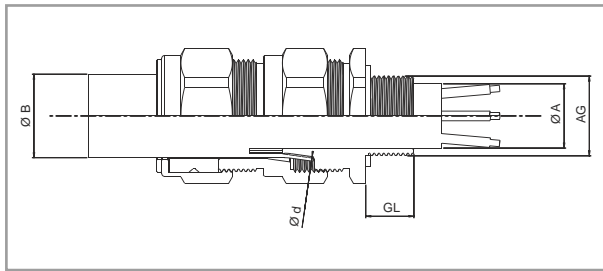
ACG SINGLE COMPRESSION


**ORTAC**  **COLIMA SERIES**



## ARMOURED CABLE GLANDS ACG SERIES

### TECHNICAL DETAILS

Type	: ACG (Armoured cable gland)
Protection code	: II 2GD Ex d IIC Gb / I M2 Ex d I Mb Ex tb IIIC Db
Certificate	: IEP 14 ATEX 0215U
Material	: MS58 Brass with or without nickel plated Stainless steel AISI303 / 316L / Aluminium
Standards	: EN 60079-0:2012, 60079-1:2007, 60079-31:2009
Protection class	: IP66 / 68
Temperature	: -30 °C +120 °C NBR : -40 °C +100 °C NEOPRENE : -60 °C +180 °C SILICONE : -30 °C +100 °C TPE/V
Application area	: ZONE1, ZONE2, ZONE21, ZONE22, Gas Group IIA, IIB, IIC
Cable type	: SWA (Single wire armour) (STA & other cables optional)



PRODUCT RANGE OVERVIEW

Product Size	Product Code	Standard AG	AG NPT	AG	A Min	B		Ø d (Armour)		GL min. mm	 mm
						Min	Max	Min	Max		
16	ACGXX/16/X	M16x1,5	1/2"	PG9	8,6	6,1	13,2	0,8	1,0	15	24
20ss	ACGXX/20ss/X	M20ssx1,5	1/2"	PG11ss	8,6	6,1	13,2	0,8	1,0	15	24
20s	ACGXX/20s/X	M20sx1,5	1/2"	PG11s	11,6	9,5	15,9	0,8	1,25	15	24
20	ACGXX/20/X	M20x1,5	1/2"	PG13,5	13,9	12,5	20,9	0,8	1,25	15	30
25s	ACGXX/25s/X	M25sx1,5	3/4"	PG21s	19,9	14	22	1,25	1,60	15	38
25	ACGXX/25/X	M25x1,5	3/4"	PG21	19,9	18,2	26,2	1,25	1,60	15	38
32	ACGXX/32/X	M32x1,5	1"	PG29	26,2	23,7	33,9	1,6	2,0	15	45
40	ACGXX/40/X	M40x1,5	1 1/4"	PG36s	33,9	27,9	40,4	1,6	2,0	15	55
50s	ACGXX/50s/X	M50sx1,5	1 1/2"	PG36	38,1	35,2	46,7	2,0	2,5	15	60
50	ACGXX/50/X	M50x1,5	2"	PG42	44,0	40,4	53,1	2,0	2,5	15	70
63s	ACGXX/63s/X	M63sx1,5	2"	PG48	49,9	45,6	59,4	2,0	2,5	15	75
63	ACGXX/63/X	M63x1,5	2 1/2"	-	55,9	54,6	65,9	2,0	2,5	15	80
75s	ACGXX/75s/X	M75sx1,5	2 1/2"	-	61,9	59	72,1	2,0	2,5	15	90
75	ACGXX/75/X	M75x1,5	3"	-	67,9	66,7	78,5	2,5	3,0	15	100
90	ACGXX/90/X	M90x2,0	3"	-	79,9	76,2	90,4	3,0	3,5	15	115
100	ACGXX/100/X	M100x2,0	-	-	90	86,1	101,5	3,15	4,0	15	123
115	ACGXX/115/X	M115x2,0	-	-	97,9	101,5	110,3	3,15	4,0	15	133
130	ACGXX/130/X	M130x2,0	-	-	114,9	114,2	123,3	3,15	4,0	15	146

UAG UNARMoured CABLE GLANDS



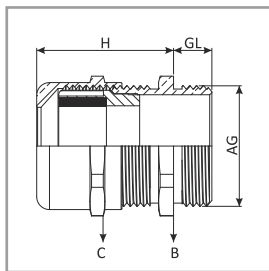
**ORTAC**  **MERAPI SERIES**



**UNARMoured CABLE GLANDS**  
**UAG SERIES**

TECHNICAL DETAILS

- Type : UAG (Un-ar) Unarmoured gland
- Protection code : II 2G Ex d IIC Gb/II 2G Ex e II Gb I M2 Ex d I Mb  
I M2 Ex e I Mb Ex tb IIIC Db
- Certificate : IEP 14 ATEX 0217U
- Material : MS58 Brass with or without nickel plated  
Stainless steel AISI303 / 316L / Aluminium
- Standards : EN 60079-0:2012, 60079-7:2007, 60079-1:2007  
60079-31:2009
- Protection class : IP68
- Temperature : -30 °C +120 °C NBR  
-40 °C +100 °C NEOPRENE  
-60 °C +180 °C SILICONE  
-30 °C +100 °C TPE/V
- Application area : ZONE1, ZONE2, ZONE21, ZONE22,  
Gas Group IIA, IIB, IIC
- Cable type : Unarmoured



PRODUCT RANGE OVERVIEW

Product Size	Product Code	Standard AG	AG	GL min. mm	Clamping Range mm	B mm	C
<b>Exd</b>							
12	UAGXX/12/X	M12x1,5	3/8"	15	3-6,5	14	14
16	UAGXX/16/X	M16x1,5	3/8"	15	4-8	18	17
20	UAGXX/20/X	M20x1,5	1/2"	15	6-12	22	22
25s	UAGXX/25s/X	M25x1,5	3/4"	15	10-14	27	24
25	UAGXX/25/X	M25x1,5	3/4"	15	13-18	30	30
32	UAGXX/32/X	M32x1,5	1"	15	13-18	34	30
40	UAGXX/40/X	M40x1,5	1 1/4"	15	18-25	43	40
50	UAGXX/50/X	M50x1,5	1 1/2"	15	22-32	55	50
63s	UAGXX/63s/X	M63x1,5	2"	15	33-44	68	64
63	UAGXX/63/X	M63x1,5	2"	15	45-50	70	75
75s	UAGXX/75s/X	M75x1,5	2 1/2"	20	45-55	85	75
75	UAGXX/75/X	M75x1,5	2 1/2"	20	50-63	90	90
80	UAGXX/80/X	M80x2,0	3"	20	50-63	90	90
90	UAGXX/90/X	M90x2,0	3"	20	60-70	100	100
<b>Exe</b>							
12	EUAGXX/12/X	M12x1,5	3/8"	6	3-6,5	14	14
16	EUAGXX/16/X	M16x1,5	3/8"	7	4-8	18	17
20	EUAGXX/20/X	M20x1,5	1/2"	8	6-12	22	22
25s	EUAGXX/25s/X	M25x1,5	3/4"	8	10-14	27	24
25	EUAGXX/25/X	M25x1,5	3/4"	8	13-18	30	30
32	EUAGXX/32/X	M32x1,5	1"	9	13-18	34	30
40	EUAGXX/40/X	M40x1,5	1 1/4"	9	18-25	43	40
50	EUAGXX/50/X	M50x1,5	1 1/2"	9	22-32	55	50
63s	EUAGXX/63s/X	M63x1,5	2"	14	33-44	68	64
63	EUAGXX/63/X	M63x1,5	2"	15	45-50	70	75
75s	EUAGXX/75s/X	M75x1,5	2 1/2"	20	45-55	85	75
75	EUAGXX/75/X	M75x1,5	2 1/2"	20	50-63	90	90
80	EUAGXX/80/X	M80x2,0	3"	20	50-63	90	90
90	EUAGXX/90/X	M90x2,0	3"	20	60-70	100	100

UG UNARMoured CABLE GLANDS



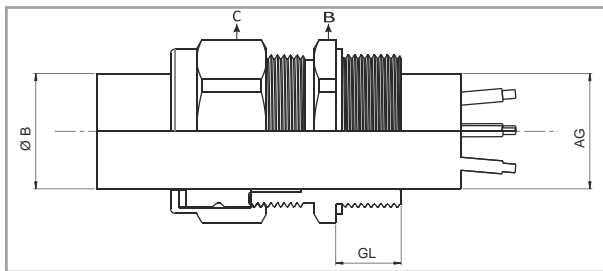
UNZEN SERIES



UNARMoured CABLE GLANDS  
UG SERIES

TECHNICAL DETAILS

- Type : UG (Un-ar) Armoured gland
- Protection code : II 2G Ex d IIC Gb/II 2G Ex e II Gb I M2 Ex d I Mb  
I M2 Ex e I Mb Ex tb IIIC Db
- Certificate : IEP 14 ATEX 0217U
- Material : MS58 Brass with or without nickel plated  
Stainless steel AISI303 / 316L / Aluminium
- Standards : EN 60079-0:2012, 60079-7:2007, 60079-1:2007  
60079-31:2009
- Protection class : IP66 / 68
- Temperature : -30 °C +120 °C NBR  
-40 °C +100 °C NEOPRENE  
-60 °C +180 °C SILICONE  
-30 °C +100 °C TPE/V
- Application area : ZONE1, ZONE2, ZONE21, ZONE22,  
Gas Group IIA, IIB, IIC
- Cable type : Unarmoured



PRODUCT RANGE OVERVIEW

Product Size	Product Code	Standard AG	AG NPT	B		GL min. mm	C	
				Min	Max		mm	B
16	UGXX/16/X	M16x1,5	1/2"	6,1	11,6	15	20	24
20s	UGXX/20s/X	M20sx1,5	1/2"	6,1	13,2	15	24	24
20	UGXX/20/X	M20x1,5	1/2"	9,5	15,9	15	24	24
25	UGXX/25/X	M25x1,5	3/4"	12,5	20,5	15	30	30
32	UGXX/32/X	M32x1,5	1"	18,2	26,2	15	38	38
40	UGXX/40/X	M40x1,5	1 1/4"	23,7	33,9	15	45	45
50	UGXX/50/X	M50x1,5	1 1/2"	27,9	40,4	15	55	55
63s	UGXX/63s/X	M63sx1,5	2"	40,4	51	15	70	70
63	UGXX/63/X	M63x1,5	2 1/2"	47,2	55,9	15	70	80
75s	UGXX/75s/X	M75sx1,5	2 1/2"	52,8	59	15	80	80
75	UGXX/75/X	M75x1,5	3"	59,1	67,9	15	90	90



## PART NUMBERING


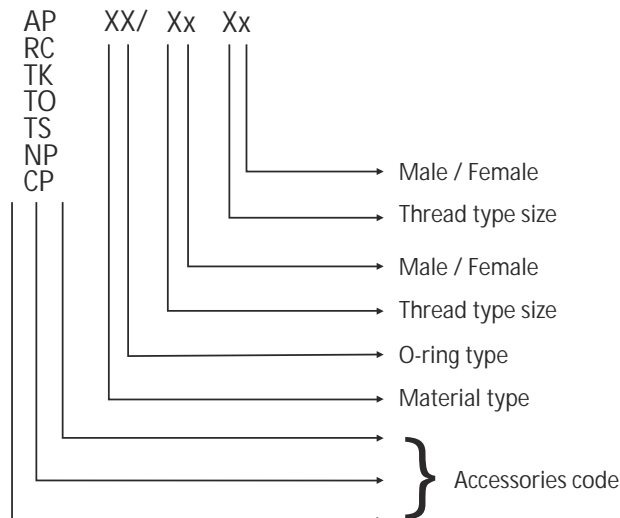
AP-RC TK-TO-TS	Accessories Code
B	Brass
N	Nickel Plating
Sa	AISI303 Stainless Steel
Sb	AISI304 Stainless Steel
Sc	AISI316 Stainless Steel
A	Aluminium
1	NBR O-ring (-30°C +100 °C)
2	Silicone O-ring (-60°C +180 °C)

m	Male
f	Female
*	Application Size
**	Cable Gland Connection Size

Accessories Descriptions
"AP" Adapter
"RC" Reducer
"TK" TK Series Stopper Plugs
"TO" TO Series Stopper Plugs
"TS" TS Series Stopper Plugs
"NP" NP Series Nippling
"CP" CP Series Coupling

APB1/M20fN14m  
RCB2/N12mPG11f

AP	B	1	*	m/f	**	m/f
RC	N	2				
TK	Sa					
TO	Sb					
TS	Sc					
NP	A					
CP						



### Example Part Numbering

APB1/M20fN14m	M20 female NPT 1/4" male brass adapter with NBR o-ring
RCB2/N12mPG11f	NPT 1/2" male PG11 female brass reducer with silicone o-ring
TKN1/M16	M16 TK series brass nickel plated stopper plug with NBR o-ring
TOB1/N12	NPT 1/2" TO series brass stopper plug with NBR o-ring
TSB2/M25	M25 TS series brass stopper plug with silicone o-ring



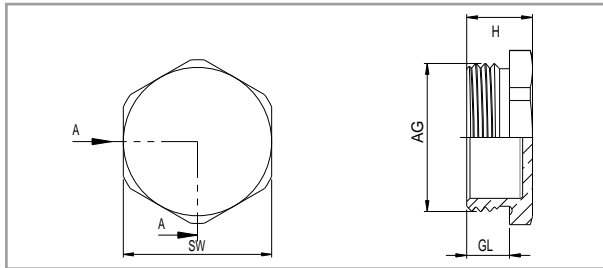
## STOPPER PLUG



## STOPPER PLUG

### TECHNICAL DETAILS

Type	: TK TYPE STOPPER PLUG
Protection code	: II 2G Exd IIC Gb/Ex e IIC Gb II 1D Ex ta IIIC Da I M2 Ex d I Mb/Ex e I Mb
Certificate	: IEP 15 ATEX 0333U
Material	: Brass, brass with nickel plated, stainless steel
Standards	: EN 60079-0 2012 /60079-1 2007/60079-7 2007 60079-31 2009
O-ring	: NBR / Silicone
Temperature range	: -40 °C + 100 °C
Protection class	: IP66-IP68
Application area	: ZONE1 , ZONE 2, ZONE 21 , ZONE 22 Gas groups IIA , IIB , IIC



### PRODUCT RANGE OVERVIEW

Product Size	Product Code	GL min. mm	H mm	SW mm
M12 x 1,5	TK-XX/M12	15	22	17
M16 x 1,5	TK-XX/M16	15	22	22
M20 x 1,5	TK-XX/M20	15	22	24
M25 x 1,5	TK-XX/M25	15	22	30
M32 x 1,5	TK-XX/M32	15	22	36
M40 x 1,5	TK-XX/M40	15	22	45
M50 x 1,5	TK-XX/M50	15	22	55
M63 x 1,5	TK-XX/M63	15	22	70
M75 x 1,5	TK-XX/M75	15	22	80
M90 x 2	TK-XX/M90	20	27	95
M100 x 2	TK-XX/M100	20	27	110
NPT 1/4"	TK-XX/N14	15	22	15
NPT 3/8"	TK-XX/N38	15	22	20
NPT 1/2"	TK-XX/N12	15	22	24
NPT 3/4"	TK-XX/N34	15	22	27
NPT 1"	TK-XX/N100	15	22	35
NPT 1 1/4"	TK-XX/N114	18	25	45
NPT 1 1/2"	TK-XX/N112	18	25	50
NPT 2"	TK-XX/N200	18	25	65
NPT 2 1/2"	TK-XX/N212	28	35	75
NPT 3"	TK-XX/N300	28	35	90
NPT 4"	TK-XX/N400	28	35	115
G 1/4"	TK-XX/G14	15	22	18
G 3/8"	TK-XX/G38	15	22	22
G 1/2"	TK-XX/G12	15	22	25
G 3/4"	TK-XX/G34	15	22	32
G 1"	TK-XX/G100	15	22	38
G 1 1/4"	TK-XX/G114	15	22	45
G 1 1/2"	TK-XX/G112	15	22	55
G 2"	TK-XX/G200	15	22	65
G 2 1/2"	TK-XX/G212	20	27	85
G 3"	TK-XX/G300	20	27	95
G 4"	TK-XX/G400	20	27	120
PG7	TK-XX/P7	15	22	17
PG9	TK-XX/P9	15	22	20
PG 11	TK-XX/P11	15	22	25
PG 13,5	TK-XX/P13	15	22	25
PG16	TK-XX/P16	15	22	27
PG21	TK-XX/P21	15	22	35
PG29	TK-XX/P29	15	22	42
PG36	TK-XX/P36	15	22	55
PG42	TK-XX/P42	15	22	60
PG48	TK-XX/P48	15	22	65

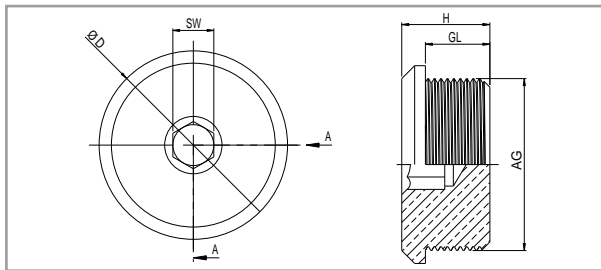
STOPPER PLUG



## STOPPER PLUG

### TECHNICAL DETAILS

- Type : TS TYPE STOPPER PLUG
- Protection code : II 2G Exd IIC Gb/Ex e IIC Gb II 1D Ex ta IIIC Da  
I M2 Ex d I Mb/Ex e I Mb
- Certificate : IEP 15 ATEX 0333U
- Material : Brass, brass with nickel plated, stainless steel
- Standards : EN 60079-0 2012 /60079-1 2007/60079-7 2007  
60079-31 2009
- O-ring : NBR / Silicone
- Temperature range : -40 °C + 100 °C
- Protection class : IP66-IP68
- Application area : ZONE1 , ZONE 2, ZONE 21 , ZONE 22  
Gas groups IIA , IIB , IIC



PRODUCT RANGE OVERVIEW

Product Size	Product Code	GL min. mm	H mm	D mm	SW mm
M12 x 1,5	TS-XX-M12	15	21	17	6
M16 x 1,5	TS-XX-M16	15	21	22	8
M20 x 1,5	TS-XX-M20	15	21	27	10
M25 x 1,5	TS-XX-M25	15	21	30	10
M32 x 1,5	TS-XX-M32	15	21	36	10
M40 x 1,5	TS-XX-M40	15	21	46	10
M50 x 1,5	TS-XX-M50	15	21	55	10
M63 x 1,5	TS-XX-M63	15	21	68	10
M75 x 1,5	TS-XX-M75	15	21	80	14
M90 x 2	TS-XX-M90	20	26	95	14
M100 x 2	TS-XX-M100	20	26	108	14
NPT 1/4"	TS-XX-N14	15	21	19	6
NPT 3/8"	TS-XX-N38	15	21	23	8
NPT 1/2"	TS-XX-N12	15	21	27	10
NPT 3/4"	TS-XX-N34	15	21	32	10
NPT 1"	TS-XX-N100	15	21	39	10
NPT 1 1/4"	TS-XX-N114	18	24	48	10
NPT 1 1/2"	TS-XX-N112	18	24	55	10
NPT 2"	TS-XX-N200	18	24	65	10
NPT 2 1/2"	TS-XX-N212	28	34	78	14
NPT 3"	TS-XX-N300	28	34	95	14
NPT 4"	TS-XX-N400	28	34	120	14
G 1/4"	TS-XX-G14	15	21	19	6
G 3/8"	TS-XX-G38	15	21	22	8
G 1/2"	TS-XX-G12	15	21	26	10
G 3/4"	TS-XX-G34	15	21	32	10
G 1"	TS-XX-G100	15	21	39	10
G 1 1/4"	TS-XX-G114	15	21	45	10
G 1 1/2"	TS-XX-G112	15	21	53	10
G 2"	TS-XX-G200	15	21	65	10
G 2 1/2"	TS-XX-G212	20	26	80	14
G 3"	TS-XX-G300	20	26	93	14
G 4"	TS-XX-G400	20	26	118	14
PG7	TS-XX-P7	15	21	18	6
PG9	TS-XX-P9	15	21	21	8
PG 11	TS-XX-P11	15	21	24	10
PG 13,5	TS-XX-P13	15	21	26	10
PG16	TS-XX-P16	15	21	28	10
PG21	TS-XX-P21	15	21	34	10
PG29	TS-XX-P29	15	21	42	10
PG36	TS-XX-P36	15	21	52	10
PG42	TS-XX-P42	15	21	59	10
PG48	TS-XX-P48	15	21	65	10

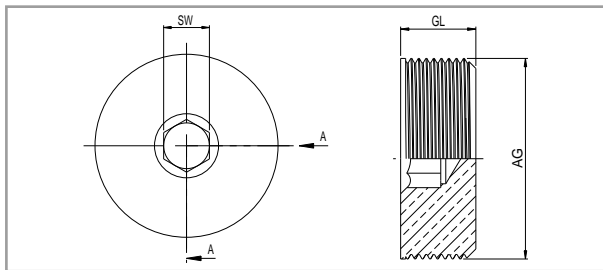
## STOPPER PLUG



## STOPPER PLUG

### TECHNICAL DETAILS

Type	: TO TYPE STOPPER PLUG
Protection code	: II 2G Exd IIC Gb/Ex e IIC Gb II 1D Ex ta IIIC Da I M2 Ex d I Mb/Ex e I Mb
Certificate	: IEP 15 ATEX 0333U
Material	: Brass, brass with nickel plated, stainless steel
Standards	: EN 60079-0 2012 /60079-1 2007/60079-7 2007 60079-31 2009
O-ring	: NBR / Silicone
Temperature range	: -40 °C + 100 °C
Protection class	: IP66-IP68
Application area	: ZONE1 , ZONE 2, ZONE 21 , ZONE 22 Gas groups IIA , IIB , IIC



## PRODUCT RANGE OVERVIEW

Product Size	Product Code	GL min. mm	SW mm
M12 x 1.5	TO-XX/M12	15	6
M16 x 1.5	TO-XX/M16	15	8
M20 x 1.5	TO-XX/M20	15	10
M25 x 1.5	TO-XX/M25	15	10
M32 x 1.5	TO-XX/M32	15	10
M40 x 1.5	TO-XX/M40	15	10
M50 x 1.5	TO-XX/M50	15	10
M63 x 1.5	TO-XX/M63	15	10
M75 x 1.5	TO-XX/M75	15	14
M90 x 2	TO-XX/M90	20	14
M100 x 2	TO-XX/M100	20	14
NPT 1/4"	TO-XX/N14	15	6
NPT 3/8"	TO-XX/N38	15	8
NPT 1/2"	TO-XX/N12	15	10
NPT 3/4"	TO-XX/N34	15	10
NPT 1"	TO-XX/N100	15	10
NPT 1 1/4"	TO-XX/N114	18	10
NPT 1 1/2"	TO-XX/N112	18	10
NPT 2"	TO-XX/N200	18	10
NPT 2 1/2"	TO-XX/N212	28	14
NPT 3"	TO-XX/N300	28	14
NPT 4"	TO-XX/N400	28	14
G 1/4"	TO-XX/G14	15	6
G 3/8"	TO-XX/G38	15	8
G 1/2"	TO-XX/G12	15	10
G 3/4"	TO-XX/G34	15	10
G 1"	TO-XX/G100	15	10
G 1 1/4"	TO-XX/G114	15	10
G 1 1/2"	TO-XX/G112	15	10
G 2"	TO-XX/G200	15	10
G 2 1/2"	TO-XX/G212	20	14
G 3"	TO-XX/G300	20	14
G 4"	TO-XX/G400	20	14
PG7	TO-XX/P7	15	6
PG9	TO-XX/P9	15	8
PG11	TO-XX/P11	15	10
PG13,5	TO-XX/P13	15	10
PG16	TO-XX/P16	15	10
PG21	TO-XX/P21	15	10
PG29	TO-XX/P29	15	10
PG36	TO-XX/P36	15	10
PG42	TO-XX/P42	15	10
PG48	TO-XX/P48	15	10

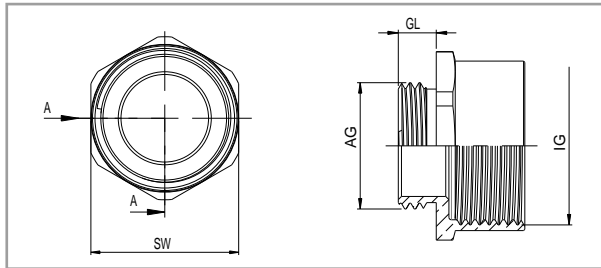
ADAPTER



## ADAPTER

### TECHNICAL DETAILS

- Type : AP TYPE ADAPTER  
 Protection code : II 2G Exd IIC Gb/Ex e IIC Gb II 1D Ex ta IIIC Da  
 I M2 Ex d I Mb/Ex e I Mb  
 Certificate : IEP 15 ATEX 0333U  
 Material : Brass, brass with nickel plated, stainless steel  
 Standards : EN 60079-0 2012 /60079-1 2007/60079-7 2007  
 60079-31 2009  
 O-ring : NBR / Silicone  
 Temperature range : -40 °C + 100 °C  
 Protection class : IP66-IP68  
 Application area : ZONE1 , ZONE 2, ZONE 21 , ZONE 22  
 Gas groups IIA , IIB , IIC



PRODUCT RANGE OVERVIEW

Product Size	Product Code	IG (F)	GL min. mm	H mm	SW mm
M12 x 1,5	APXX/M12m-N14f	NPT 1/4"	15	33,5	18
M12 x 1,5	APXX/M12m-N38f	NPT 3/8"	15	33,5	20
M16 x 1,5	APXX/M16m-N38f	NPT 3/8"	15	33,5	20
M16 x 1,5	APXX/M16m-N12f	NPT 1/2"	15	34	25
M20 x 1,5	APXX/M20m-N12f	NPT 1/2"	15	34	25
M20 x 1,5	APXX/M20m-N34f	NPT 3/4"	15	34	30
M25 x 1,5	APXX/M25m-N34f	NPT 3/4"	15	34	30
M25 x 1,5	APXX/M25m-N100f	NPT 1"	15	34	36
M32 x 1,5	APXX/M32m-N100f	NPT 1"	15	34	36
M32 x 1,5	APXX/M32m-N114f	NPT 1 1/4"	15	37	45
M40 x 1,5	APXX/M40m-N114f	NPT 1 1/4"	18	40	45
M40 x 1,5	APXX/M40m-N112f	NPT 1 1/2"	18	40	55
M50 x 1,5	APXX/M50m-N112f	NPT 1 1/2"	18	40	55
M50 x 1,5	APXX/M50m-N200f	NPT 2"	18	40,5	65
M63 x 1,5	APXX/M63m-N200f	NPT 2"	18	40,5	70
M63 x 1,5	APXX/M63m-N212f	NPT 2 1/2"	18	50,5	80
M75 x 1,5	APXX/M75m-N212f	NPT 2 1/2"	18	50,5	80
M75 x 1,5	APXX/M75m-N300f	NPT 3"	18	50,5	95
M90 x 1,5	APXX/M90m-N300f	NPT 3"	21	54	95
M90 x 1,5	APXX/M90m-N400f	NPT 4"	21	54	120
M110 x 1,5	APXX/M110m-N400f	NPT 4"	21	54	120
NPT 1/4"	APXX/N14m-M12f	M12 x 1,5	15	33,5	18
NPT 1/4"	APXX/N14m-M16f	M16 x 1,5	15	33,5	22
NPT 3/8"	APXX/N38m-M16f	M16 x 1,5	15	33,5	22
NPT 3/8"	APXX/N38m-M20f	M20 x 1,5	15	33,5	25
NPT 1/2"	APXX/N12m-M20f	M20 x 1,5	15	34	25
NPT 1/2"	APXX/N12m-M25f	M25 x 1,5	15	34	30
NPT 3/4"	APXX/N34m-M25f	M25 x 1,5	15	34	30
NPT 3/4"	APXX/N34m-M32f	M32 x 1,5	15	34	36
NPT 1"	APXX/N100m-M32f	M32 x 1,5	15	34	36
NPT 1"	APXX/N100m-M40f	M40 x 1,5	15	34	45
NPT 1 1/4"	APXX/N114m-M40f	M40 x 1,5	18	40	45
NPT 1 1/4"	APXX/N114m-M50f	M50 x 1,5	18	40	55
NPT 1 1/2"	APXX/N112m-M50f	M50 x 1,5	18	40	55
NPT 1 1/2"	APXX/N112m-M63f	M63 x 1,5	18	40	70
NPT 2"	APXX/N200m-M63f	M63 x 1,5	18	40,5	70
NPT 2"	APXX/N200m-M75f	M75 x 1,5	18	40,5	80
NPT 2 1/2"	APXX/N212m-M75f	M75 x 1,5	28	50,5	80
NPT 2 1/2"	APXX/N212m-M90f	M90 x 1,5	28	50,5	95
NPT 3"	APXX/N300m-M90f	M90 x 1,5	28	54	95
NPT 3"	APXX/N300m-M110f	M110 x 1,5	28	54	115
NPT 4"	APXX/N400m-M110f	M110 x 1,5	28	54	120

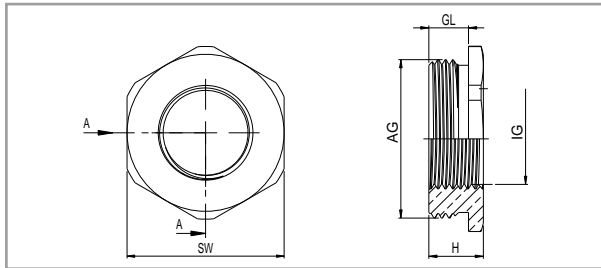
## ADAPTER



## ADAPTER

## TECHNICAL DETAILS

Type	: AP1 TYPE ADAPTER
Protection code	: II 2G Exd IIC Gb/Ex e IIC Gb II 1D Ex ta IIIC Da I M2 Ex d I Mb/Ex e I Mb
Certificate	: IEP 15 ATEX 0333U
Material	: Brass, brass with nickel plated, stainless steel
Standards	: EN 60079-0 2012 /60079-1 2007/60079-7 2007 60079-31 2009
O-ring	: NBR / Silicone
Temperature range	: -40 °C +100 °C
Protection class	: IP66-IP68
Application area	: ZONE1 , ZONE 2, ZONE 21 , ZONE 22 Gas groups IIA , IIB , IIC



## PRODUCT RANGE OVERVIEW

Product Size	Product Code	IG (F)	GL min. mm	H mm	SW mm
M16 x 1,5	AP1XX/M16m-N14f	NPT 1/4"	15	19	22
M20 x 1,5	AP1XX/M20m-N14f	NPT 1/4"	15	19	25
M25 x 1,5	AP1XX/M25m-N12f	NPT 1/2"	15	19	30
M32 x 1,5	AP1XX/M32m-N12f	NPT 1/2"	15	19	36
M32 x 1,5	AP1XX/M32m-N34f	NPT 3/4"	15	19	36
M40 x 1,5	AP1XX/M40m-N34f	NPT 3/4"	18	22	45
M40 x 1,5	AP1XX/M40m-N100f	NPT 1"	18	22	45
M50 x 1,5	AP1XX/M50m-N100f	NPT 1"	18	23	55
M50 x 1,5	AP1XX/M50m-N114f	NPT 1 1/4"	18	23	55
M63 x 1,5	AP1XX/M63m-N114f	NPT 1 1/4"	18	23	70
M63 x 1,5	AP1XX/M63m-N112f	NPT 1 1/2"	18	23	70
M75 x 1,5	AP1XX/M75m-N112f	NPT 1 1/2"	18	24	85
M75 x 1,5	AP1XX/M75m-N200f	NPT 2"	18	24	85
M90 x 1,5	AP1XX/M90m-N200f	NPT 2"	21	29	100
M90 x 1,5	AP1XX/M90m-N212f	NPT 2 1/2"	31	41	100
M110 x 1,5	AP1XX/M110m-N212f	NPT 2 1/2"	31	41	120
M110 x 1,5	AP1XX/M110m-N300f	NPT 3"	33	43	120
NPT 3/8"	AP1XX/N38m-M12f	M12 x 1,5	15	19	22
NPT 1/2"	AP1XX/N12m-M12f	M12 x 1,5	15	19	25
NPT 1/2"	AP1XX/N12m-M16f	M16 x 1,5	15	19	25
NPT 3/4"	AP1XX/N34m-M16f	M16 x 1,5	15	19	30
NPT 3/4"	AP1XX/N34m-M20f	M20 x 1,5	15	19	30
NPT 1"	AP1XX/N100m-M20f	M20 x 1,5	15	19	36
NPT 1"	AP1XX/N100m-M25f	M25 x 1,5	15	19	36
NPT 1 1/4"	AP1XX/N114m-M25f	M25 x 1,5	18	22	45
NPT 1 1/4"	AP1XX/N114m-M32f	M32 x 1,5	18	22	45
NPT 1 1/2"	AP1XX/N112m-M32f	M32 x 1,5	18	23	55
NPT 1 1/2"	AP1XX/N112m-M40f	M40 x 1,5	18	23	55
NPT 2"	AP1XX/N200m-M40f	M40 x 1,5	18	23	65
NPT 2"	AP1XX/N200m-M50f	M50 x 1,5	18	23	65
NPT 2 1/2"	AP1XX/N212m-M50f	M50 x 1,5	28	34	75
NPT 2 1/2"	AP1XX/N212m-M63f	M63 x 1,5	28	34	75
NPT 3"	AP1XX/N300m-M63f	M63 x 1,5	28	36	95
NPT 3"	AP1XX/N300m-M75f	M75 x 1,5	28	36	95
NPT 4"	AP1XX/N400m-M75f	M75 x 1,5	28	38	120
NPT 4"	AP1XX/N400m-M90f	M90 x 1,5	28	38	120

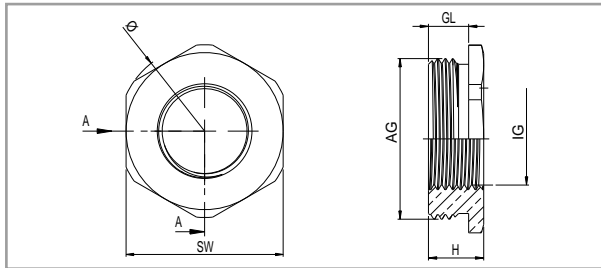
REDUCER



REDUCER

TECHNICAL DETAILS

- Type : RC TYPE REDUCER
- Protection code : II 2G Exd IIC Gb/Ex e IIC Gb II 1D Ex ta IIIC Da  
I M2 Ex d I Mb/Ex e I Mb
- Certificate : IEP 15 ATEX 0333U
- Material : Brass, brass with nickel plated, stainless steel
- Standards : EN 60079-0 2012 /60079-1 2007/60079-7 2007  
60079-31 2009
- O-ring : NBR / Silicone
- Temperature range : -40 °C +100 °C
- Protection class : IP66-IP68
- Application area : ZONE1 , ZONE 2, ZONE 21 , ZONE 22  
Gas groups IIA , IIB , IIC

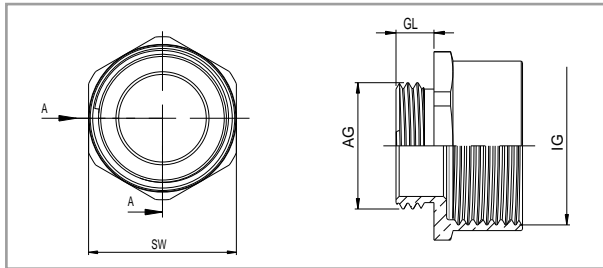


PRODUCT RANGE OVERVIEW

Product Size	Product Code	IG (F)	GI mm	H mm	SW mm
M16 x 1,5	RCXX/M16m-M12f	M12 x 1,5	15	19	22
M20 x 1,5	RCXX/M20m-M12f	M12 x 1,5	15	19	25
M20 x 1,5	RCXX/M20m-M16f	M16 x 1,5	15	19	25
M25 x 1,5	RCXX/M25m-M16f	M16 x 1,5	15	19	30
M25 x 1,5	RCXX/M25m-M20f	M20 x 1,5	15	19	30
M32 x 1,5	RCXX/M32m-M20f	M20 x 1,5	15	19	36
M32 x 1,5	RCXX/M32m-M25f	M25 x 1,5	15	19	36
M40 x 1,5	RCXX/M40m-M25f	M25 x 1,5	18	22	45
M40 x 1,5	RCXX/M40m-M32f	M32 x 1,5	18	22	45
M50 x 1,5	RCXX/M50m-M32f	M32 x 1,5	18	23	55
M50 x 1,5	RCXX/M50m-M40f	M40 x 1,5	18	23	55
M63 x 1,5	RCXX/M63m-M40f	M40 x 1,5	18	23	70
M63 x 1,5	RCXX/M63m-M50f	M50 x 1,5	18	23	70
M75 x 1,5	RCXX/M75m-M50f	M50 x 1,5	18	24	85
M75 x 1,5	RCXX/M75m-M63f	M63 x 1,5	18	24	85
M90 x 1,5	RCXX/M90m-M63f	M63 x 1,5	21	29	100
M90 x 1,5	RCXX/M90m-M75f	M75 x 1,5	21	29	100
M110 x 1,5	RCXX/M110m-M75f	M75 x 1,5	21	31	120
M110 x 1,5	RCXX/M110m-M90f	M90 x 1,5	21	31	120
NPT 3/8"	RCXX/N38m-N14f	NPT 1/4"	15	19	22
NPT 1/2"	RCXX/N12m-N14f	NPT 1/4"	15	19	25
NPT 1/2"	RCXX/N12m-N38f	NPT 3/8"	15	19	25
NPT 3/4"	RCXX/N34m-N38f	NPT 3/8"	15	19	30
NPT 3/4"	RCXX/N34m-N12f	NPT 1/2"	15	19	30
NPT 1"	RCXX/N100m-N12f	NPT 1/2"	15	19	36
NPT 1"	RCXX/N100m-N34f	NPT 3/4"	15	19	36
NPT 1 1/4"	RCXX/N114m-N12f	NPT 1/2"	18	22	45
NPT 1 1/4"	RCXX/N114m-N34f	NPT 3/4"	18	22	45
NPT 1 1/4"	RCXX/N114m-N100f	NPT 1"	18	22	45
NPT 1 1/2"	RCXX/N112m-N12f	NPT 1/2"	18	23	55
NPT 1 1/2"	RCXX/N112m-N34f	NPT 3/4"	18	23	55
NPT 1 1/2"	RCXX/N112m-N100f	NPT 1"	18	23	55
NPT 1 1/2"	RCXX/N112m-N114f	NPT 1 1/4"	18	23	55
NPT 2"	RCXX/N200m-N114f	NPT 1 1/4"	18	23	65
NPT 2"	RCXX/N200m-N112f	NPT 1 1/2"	18	23	65
NPT 2 1/2"	RCXX/N212m-N112f	NPT 1 1/2"	28	34	75
NPT 2 1/2"	RCXX/N212m-N200f	NPT 2"	28	34	75
NPT 3"	RCXX/N300m-N200f	NPT 2"	28	36	95
NPT 3"	RCXX/N300m-N212f	NPT 2 1/2"	28	36	95
NPT 4"	RCXX/N400m-N212f	NPT 2 1/2"	28	38	120
NPT 4"	RCXX/N400m-N300f	NPT 3"	28	38	120



## ENLARGER REDUCER



## ENLARGER REDUCER

### TECHNICAL DETAILS

Type	: RC TYPE ENLARGER REDUCER
Protection code	: II 2G Exd IIC Gb/Ex e IIC Gb II 1D Ex ta IIIC Da I M2 Ex d I Mb/Ex e I Mb
Certificate	: IEP 15 ATEX 0333U
Material	: Brass, brass with nickel plated, stainless steel
Standards	: EN 60079-0 2012 /60079-1 2007/60079-7 2007 60079-31 2009
O-ring	: NBR / Silicone
Temperature range	: -40 °C +100 °C
Protection class	: IP66-IP68
Application area	: ZONE1 , ZONE 2, ZONE 21 , ZONE 22 Gas groups IIA , IIB , IIC

### PRODUCT RANGE OVERVIEW

Product Size	Product Code	IG (F)	GL mm	H mm	SW mm
M12 x 1,5	RCXX/M12m-M12f	M12 x 1,5	15	33,5	18
M12 x 1,5	RCXX/M12m-M16f	M16 x 1,5	15	33,5	22
M16 x 1,5	RCXX/M16m-M16f	M16 x 1,5	15	33,5	22
M12 x 1,5	RCXX/M12m-M20f	M20 x 1,5	15	34	25
M16 x 1,5	RCXX/M16m-M20f	M20 x 1,5	15	34	25
M20 x 1,5	RCXX/M20m-M20f	M20 x 1,5	15	34	25
M16 x 1,5	RCXX/M16m-M25f	M25 x 1,5	15	34	30
M20 x 1,5	RCXX/M20m-M25f	M25 x 1,5	15	34	30
M25 x 1,5	RCXX/M25m-M25f	M25 x 1,5	15	34	30
M20 x 1,5	RCXX/M20m-M32f	M32 x 1,5	15	34	36
M25 x 1,5	RCXX/M25m-M32f	M32 x 1,5	15	34	36
M32 x 1,5	RCXX/M32m-M32f	M32 x 1,5	15	34	36
M25 x 1,5	RCXX/M25m-M40f	M40 x 1,5	15	37	45
M32 x 1,5	RCXX/M32m-M40f	M40 x 1,5	15	37	45
M40 x 1,5	RCXX/M40m-M40f	M40 x 1,5	18	40	45
M32 x 1,5	RCXX/M32m-M50f	M50 x 1,5	15	40	55
M40 x 1,5	RCXX/M40m-M50f	M50 x 1,5	18	40	55
M50 x 1,5	RCXX/M50m-M50f	M50 x 1,5	18	40	55
M50 x 1,5	RCXX/M50m-M63f	M63 x 1,5	18	40,5	70
M63 x 1,5	RCXX/M63m-M63f	M63 x 1,5	18	40,5	70
M63 x 1,5	RCXX/M63m-M75f	M75 x 1,5	18	40,5	80
M75 x 1,5	RCXX/M75m-M75f	M75 x 1,5	18	40,5	85
M75 x 1,5	RCXX/M75m-M90f	M90 x 1,5	18	43,5	95
M90 x 1,5	RCXX/M90m-M90f	M90 x 1,5	21	47	100
M90 x 1,5	RCXX/M90m-M110f	M110 x 1,5	21	47	115
M110 x 1,5	RCXX/M110m-M110f	M110 x 1,5	21	47	120
NPT 1/4"	RCXX/N14m-N14f	NPT 1/4"	15	33,5	18
NPT 1/4"	RCXX/N14m-N38f	NPT 3/8"	15	33,5	20
NPT 3/8"	RCXX/N38m-N38f	NPT 3/8"	15	33,5	20
NPT 3/8"	RCXX/N38m-N12f	NPT 1/2"	15	34	25
NPT 1/2"	RCXX/N12m-N12f	NPT 1/2"	15	34	25
NPT 1/2"	RCXX/N12m-N34f	NPT 3/4"	15	34	30
NPT 3/4"	RCXX/N34m-N34f	NPT 3/4"	15	34	32
NPT 3/4"	RCXX/N34m-N100f	NPT 1"	15	34	36
NPT 1"	RCXX/N100m-N100f	NPT 1"	15	34	36
NPT 1"	RCXX/N100m-N114f	NPT 1 1/4"	15	37	45
NPT 1 1/4"	RCXX/N114m-N114f	NPT 1 1/4"	18	40,5	45
NPT 1 1/4"	RCXX/N114m-N112f	NPT 1 1/2"	18	40,5	55
NPT 1 1/2"	RCXX/N112m-N112f	NPT 1 1/2"	18	40,5	55
NPT 1 1/2"	RCXX/N112m-N200f	NPT 2"	18	40,5	65
NPT 2"	RCXX/N200m-N200f	NPT 2"	18	40,5	65
NPT 2"	RCXX/N200m-N212f	NPT 2 1/2"	18	50,5	80
NPT 2 1/2"	RCXX/N212m-N212f	NPT 2 1/2"	28	61	80
NPT 2 1/2"	RCXX/N212m-N300f	NPT 3"	28	61	95
NPT 3"	RCXX/N300m-N300f	NPT 3"	28	61	95
NPT 3"	RCXX/N300m-N400f	NPT 4"	28	61	120
NPT 4"	RCXX/N400m-N 400f	NPT 4"	28	61	120

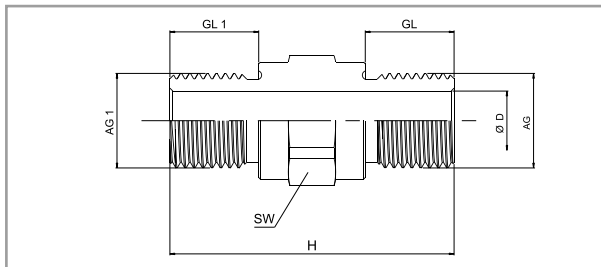
NIPPLE



## NIPPLING

### TECHNICAL DETAILS

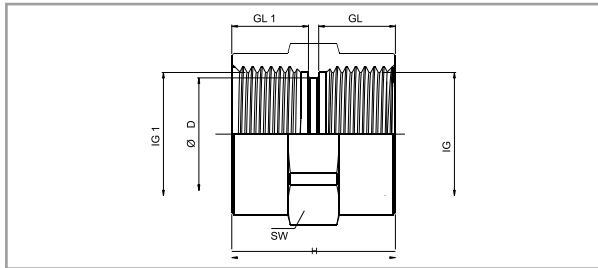
Type : NP TYPE NIPPLE  
 Protection code : II 2G Exd IIC Gb/Ex e IIC Gb II 1D Ex ta IIIC Da  
 I M2 Ex d I Mb/Ex e I Mb  
 Certificate : IEP 15 ATEX 0333U  
 Material : Brass, brass with nickel plated, stainless steel  
 Standards : NBR / Silicone  
 Temperature range : -40 °C +100 °C  
 Protection class : IP66-IP68  
 Application area : ZONE1, ZONE 2, ZONE 21, ZONE 22  
 Gas groups IIA , IIB , IIC



PRODUCT RANGE OVERVIEW

AG	Product Code	AG 1 mm	D mm	H mm	GL mm	GL 1 mm	SW mm
M12 x 1,5	NPXX/M12m-M12m	M12 x 1,5	7	48	15	15	18
M16 x 1,5	NPXX/M16m-M16m	M16 x 1,5	10	48	15	15	20
M20 x 1,5	NPXX/M20m-M20m	M20 x 1,5	14	48	15	15	24
M25 x 1,5	NPXX/M25m-M25m	M25 x 1,5	19	50	15	15	32
M32 x 1,5	NPXX/M32m-M32m	M32 x 1,5	26	50	15	15	36
M40 x 1,5	NPXX/M40m-M40m	M40 x 1,5	34	56	18	18	45
M50 x 1,5	NPXX/M50m-M50m	M50 x 1,5	44	58	18	18	55
M63 x 1,5	NPXX/M63m-M63m	M63 x 1,5	57	58	18	18	70
M75 x 1,5	NPXX/M75m-M75m	M75 x 1,5	69	62	18	18	85
M90 x 1,5	NPXX/M90m-M90m	M90 x 1,5	84	68	21	21	100
M110 x 1,5	NPXX/M110m-M110m	M110 x 1,5	100	69	21	21	120
NPT 1/4"	NPXX/N14m-M12m	M12 x 1,5	7	48	16	15	18
NPT 3/8"	NPXX/N38m-M16m	M16 x 1,5	10	48	16	15	20
NPT 1/2"	NPXX/N12m-M20m	M20 x 1,5	14	54	21	15	24
NPT 3/4"	NPXX/N34m-M25m	M25 x 1,5	19	54	21	15	32
NPT 1"	NPXX/N100m-M32m	M32 x 1,5	26	61	26	15	36
NPT 1 1/4"	NPXX/N114m-M40m	M40 x 1,5	33	68	28	18	45
NPT 1 1/2"	NPXX/N112m-M50m	M50 x 1,5	40	68	28	18	55
NPT 2"	NPXX/N200m-M63m	M63 x 1,5	52	68	28	18	70
NPT 2 1/2"	NPXX/N212m-M75m	M75 x 1,5	62	85	38	18	85
NPT 3"	NPXX/N300m-M90m	M90 x 1,5	75	85	38	21	100
NPT 4"	NPXX/N400m-M110m	M110 x 1,5	100	85	38	21	120
NPT 1/4"	NPXX/N14m-N14m	NPT 1/4"	7	50	16	16	18
NPT 1/4"	NPXX/N14m-N38m	NPT 3/8"	7	50	16	16	20
NPT 3/8"	NPXX/N38m-N38m	NPT 3/8"	12	50	16	16	20
NPT 3/8"	NPXX/N38m-N12m	NPT 1/2"	12	55	16	21	24
NPT 1/2"	NPXX/N12m-N12m	NPT 1/2"	15,5	62	21	21	24
NPT 1/2"	NPXX/N12m-N34m	NPT 3/4"	15,5	62	21	21	32
NPT 3/4"	NPXX/N34m-N34m	NPT 3/4"	19	62	21	21	32
NPT 3/4"	NPXX/N34m-N100m	NPT 1"	19	67	21	26	36
NPT 1"	NPXX/N100m-N100m	NPT 1"	25	72	26	26	36
NPT 1"	NPXX/N100m-N114m	NPT 1 1/4"	25	74	26	28	45
NPT 1 1/4"	NPXX/N114m-N114m	NPT 1 1/4"	33	78	28	28	45
NPT 1 1/2"	NPXX/N112m-N112m	NPT 1 1/2"	40	78	28	28	55
NPT 2"	NPXX/N200m-N200m	NPT 2"	52	78	28	28	65
NPT 2 1/2"	NPXX/N212m-N212m	NPT 2 1/2"	62	102	38	38	80
NPT 3"	NPXX/N300m-N300m	NPT 3"	75	102	38	38	95
NPT 4"	NPXX/N400m-N400m	NPT 4"	100	102	38	38	120

## COUPLING



## COUPLING

## TECHNICAL DETAILS

Type	: CP TYPE COUPLING
Protection code	: II 2G Exd IIC Gb/Ex e IIC Gb II 1D Ex ta IIIC Da I M2 Ex d I Mb/Ex e I Mb
Certificate	: IEP 15 ATEX 0333U
Material	: Brass, brass with nickel plated, stainless steel
Standards	: NBR / Silicone
Temperature range	: -40 °C + 100 °C
Protection class	: IP66-IP68
Application area	: ZONE1, ZONE 2, ZONE 21, ZONE 22 Gas groups IIA , IIB , IIC

## PRODUCT RANGE OVERVIEW

IG	Product Code	IG 1 mm	D mm	H mm	GL mm	GL 1 mm	SW mm
M12 x 1,5	CPXX/M12f-M12f	M12 x 1,5	9,5	33	15	15	18
M16 x 1,5	CPXX/M16f-M12f	M12 x 1,5	9,5	33	15	15	20
M16 x 1,5	CPXX/M16f-M16f	M16 x 1,5	13	33	15	15	20
M20 x 1,5	CPXX/M20f-M16f	M16 x 1,5	13,5	33	15	15	25
M20 x 1,5	CPXX/M20f-M20f	M20 x 1,5	16	33	15	15	25
M25 x 1,5	CPXX/M25f-M20f	M20 x 1,5	17	33	15	15	32
M25 x 1,5	CPXX/M25f-M25f	M25 x 1,5	22	33	15	15	32
M32 x 1,5	CPXX/M32f-M25f	M25 x 1,5	22	34	15	15	36
M32 x 1,5	CPXX/M32f-M32f	M32 x 1,5	29	34	15	15	36
M40 x 1,5	CPXX/M40f-M32f	M32 x 1,5	29	37	18	15	45
M40 x 1,5	CPXX/M40f-M40f	M40 x 1,5	37	40	18	18	45
M50 x 1,5	CPXX/M50f-M40f	M40 x 1,5	37,5	40	18	18	55
M50 x 1,5	CPXX/M50f-M50f	M50 x 1,5	47	40	18	18	55
M63 x 1,5	CPXX/M63f-M50f	M50 x 1,5	47	41	18	18	70
M63 x 1,5	CPXX/M63f-M63f	M63 x 1,5	60	41	18	18	70
M75 x 1,5	CPXX/M75f-M63f	M63 x 1,5	60	41	18	18	80
M75 x 1,5	CPXX/M75f-M75f	M75 x 1,5	72	41	18	18	80
M90 x 1,5	CPXX/M90f-M75f	M75 x 1,5	72	45	21	18	95
M90 x 1,5	CPXX/M90f-M90f	M90 x 1,5	87	45	21	21	95
M110 x 1,5	CPXX/M110f-M110f	M110 x 1,5	107	45	21	21	120

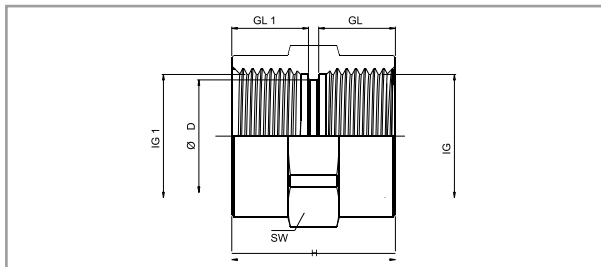
COUPLING



COUPLING

TECHNICAL DETAILS

Type : CP TYPE COUPLING  
 Protection code : II 2G Exd IIC Gb/Ex e IIC Gb II 1D Ex ta IIIC Da  
 I M2 Ex d I Mb/Ex e I Mb  
 Certificate : IEP 15 ATEX 0333U  
 Material : Brass, brass with nickel plated, stainless steel  
 Standards : NBR / Silicone  
 Temperature range : -40 °C +100 °C  
 Protection class : IP66-IP68  
 Application area : ZONE1, ZONE 2, ZONE 21, ZONE 22  
 Gas groups IIA , IIB , IIC



PRODUCT RANGE OVERVIEW

IG	Product Code	IG 1 mm	D mm	H mm	GL mm	GL 1 mm	SW mm
NPT 1/4"	CPXX/N14f-M12f	M12 x 1,5	9,5	33	15	15	18
NPT 3/8"	CPXX/N38f-M12f	M12 x 1,5	9,5	33	15	15	20
NPT 3/8"	CPXX/N38f-M16f	M16 x 1,5	12,5	33	15	15	20
NPT 1/2"	CPXX/N12f-M16f	M16 x 1,5	14	33	15	15	25
NPT 1/2"	CPXX/N12f-M20f	M20 x 1,5	16	33	15	15	25
NPT 3/4"	CPXX/N34f-M20f	M20 x 1,5	17	33	15	15	32
NPT 3/4"	CPXX/N34f-M25f	M25 x 1,5	22	33	15	15	32
NPT 1"	CPXX/N100f-M25f	M25 x 1,5	22,5	33	15	15	36
NPT 1"	CPXX/N100f-M32f	M32 x 1,5	28	33	15	15	36
NPT 1 1/4"	CPXX/N114f-M32f	M32 x 1,5	29	37	18	15	45
NPT 1 1/4"	CPXX/N114f-M40f	M40 x 1,5	35,5	39	18	18	45
NPT 1 1/2"	CPXX/N112f-M40f	M40 x 1,5	38	39	18	18	55
NPT 1 1/2"	CPXX/N112f-M50f	M50 x 1,5	42	39	18	18	55
NPT 2"	CPXX/N200f-M50f	M50 x 1,5	48	39	18	18	65
NPT 2"	CPXX/N200f-M63f	M63 x 1,5	54	39	18	18	70
NPT 2 1/2"	CPXX/N212f-M63f	M63 x 1,5	60	50	28	18	80
NPT 2 1/2"	CPXX/N212f-M75f	M75 x 1,5	64	50	28	18	80
NPT 3"	CPXX/N300f-M75f	M75 x 1,5	72	51	28	18	95
NPT 3"	CPXX/N300f-M90f	M90 x 1,5	79,5	53	28	21	95
NPT 4"	CPXX/N400f-M90f	M90 x 1,5	87	56	28	21	120
NPT 4"	CPXX/N400f-M110f	M110 x 1,5	105	56	28	21	120
NPT 1/4"	CPXX/N14f-N14f	NPT 1/4"	9,5	33	15	15	18
NPT 3/8"	CPXX/N38f-N14f	NPT 1/4"	9,5	33	15	15	20
NPT 3/8"	CPXX/N38f-N38f	NPT 3/8"	12,5	33	15	15	20
NPT 1/2"	CPXX/N12f-N38f	NPT 3/8"	13	33	15	15	25
NPT 1/2"	CPXX/N12f-N12f	NPT 1/2"	16	33	15	15	25
NPT 3/4"	CPXX/N34f-N12f	NPT 1/2"	16	33	15	15	32
NPT 3/4"	CPXX/N34f-N34f	NPT 3/4"	21	33	15	15	32
NPT 1"	CPXX/N100f-N34f	NPT 3/4"	21	33	15	15	36
NPT 1"	CPXX/N100f-N100f	NPT 1"	27	33	15	15	36
NPT 1 1/4"	CPXX/N114f-N100f	NPT 1"	35,5	37	18	15	45
NPT 1 1/4"	CPXX/N114f-N114f	NPT 1 1/4"	36	39	18	18	45
NPT 1 1/2"	CPXX/N112f-N114f	NPT 1 1/4"	41,5	39	18	18	55
NPT 1 1/2"	CPXX/N112f-N112f	NPT 1 1/2"	41,5	39	18	18	55
NPT 2"	CPXX/N200f-N112f	NPT 1 1/2"	41,5	42	18	18	65
NPT 2"	CPXX/N200f-N200f	NPT 2"	53,5	42	18	18	65
NPT 2 1/2"	CPXX/N212f-N200f	NPT 2"	53,5	51	28	18	80
NPT 2 1/2"	CPXX/N212f-N212f	NPT 2 1/2"	64	60	28	28	80
NPT 3"	CPXX/N300f-N212f	NPT 2 1/2"	64	60	28	28	95
NPT 3"	CPXX/N300f-N300f	NPT 3"	80	60	28	28	95
NPT 4"	CPXX/N400f-N300f	NPT 3"	81	60	28	28	120
NPT 4"	CPXX/N400f-N400f	NPT 4"	105	60	28	28	120

EXPROOF FLEXIBLE CONDUIT GLANDS



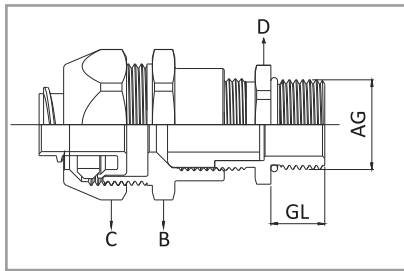
## FLEXIBLE SPIRAL CONDUITS GLANDS

### LIQUID TIGHT WITH CABLE HOLDER

#### TECHNICAL DETAILS

Certificate : IEP 15 ATEX 0355 U  
 Protection code : II 2G Exd IIC Gb/Ex e IIC Gb II 1D Ex ta IIIC Da  
 I M2 Ex d I Mb/Ex e I Mb  
 Standards : EN 60079-0:2012, 60079-1:2007, 60079-7:2007  
 60079-31:2009  
 Protection class : IP67  
 Temperature range : -20 °C +100 °C  
 -30 °C +150 °C

Material  
 Cap nut : Brass with nickel plated  
 Clamping insert : PA6 VO  
 Sealing ring : TPV  
 Ring : PA6 VO  
 Ferrule : Aluminium / brass  
 Gland body : Brass with nickel plated  
 O-ring : NBR / silicone  
 Connection thread : Metric EN (60423)/ASME B 10.20.1 / DIN 259  
 Properties  
 Easy to assemble  
 Fixed or swivel body version  
 Apply with either LGT or CTS, CTPS conduits



#### PG FIXED/SWIVEL BODY

Code	AG Thread	Spiral Measure	GL min. mm	B mm	C mm	D mm	Cables mm
ExMLSRP 00	PG 7	10-1/4"	15	20	22	14	3-6,5
ExMLSRP 1A	PG 9	10-1/4"	15	20	22	17	4-8
ExMLSRP 01	PG 11	13-3/8"	15	24	26	20	5-10
ExMLSRP 2A	PG 13,5	16-1/2"	15	27	29	22	6-12
ExMLSRP 02	PG 16	16-1/2"	15	27	29	24	10-14
ExMLSRP 03	PG 21	21-3/4"	15	33	35	30	13-18
ExMLSRP 04	PG 29	26-1"	15	43	45	40	18-25
ExMLSRP 05	PG 36	35-1 1/4"	15	52	54	50	22-32
ExMLSRP 06	PG 42	40-1 1/2"	15	60	63	57	30-38
ExMLSRP 07	PG 48	51-2"	15	74	77	64	34-44

#### METRIC FIXED/SWIVEL BODY

ExMLSRM 00	M 12 x 1,5	10-1/4"	15	20	22	14	3-6,5
ExMLSRM 1A	M 16 x 1,5	10-1/4"	15	20	22	18	4-8
ExMLSRM 01	M 16 x 1,5	13-3/8"	15	24	26	18	4-8
ExMLSRM 02	M 20 x 1,5	16-1/2"	15	27	29	22	6-12
ExMLSRM 03	M 25 x 1,5	21-3/4"	15	33	35	27	10-14
ExMLSRM 04	M 32 x 1,5	26-1"	15	43	45	34	13-18
ExMLSRM 05	M 40 x 1,5	35-1 1/4"	15	52	54	43	18-25
ExMLSRM 06	M 50 x 1,5	40-1 1/2"	15	60	63	55	22-32
ExMLSRM 07	M 63 x 1,5	51-2"	15	74	77	68	34-44
ExMLSRM 08	M 72 x 1,5	63-2 1/2"	20	90	90	85	45-55
ExMLSRM 09	M 75 x 1,5	78-3"	20	105	110	90	50-63
ExMLSRM 10	M 90 x 2	102-4"	20	136	140	100	60-70

\* NPT thread available on request.

PRODUCT RANGE OVERVIEW

IP 67

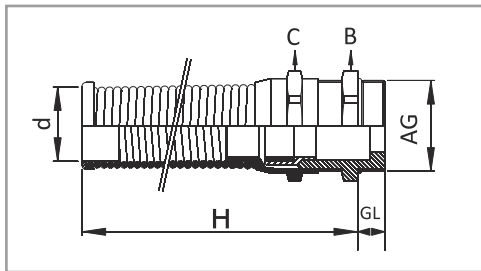
STex SPIRAL TYPE CABLE GLANDS



## UNARMoured CABLE GLANDS STEX SPIRAL TYPE

### TECHNICAL DETAILS

- Type : STex spiral type cable gland
- Protection code : II 2G Ex db IIC Gb/II 2G Ex eb II Gb I M2 Ex db I Mb  
I M2 Ex eb I Mb Ex tb IIIC Db
- Certificate : IEP 16 ATEX 0436U
- Material : MS58 Brass with or without nickel plated  
Stainless steel (AISI303 / 316L / Aluminium)
- Spiral part : Stainless steel (1.4310/AISI302)
- Standards : EN 60079-0:2012, 60079-7:2007, 60079-1:2007  
60079-31:2009
- Protection class : IP66 / 68
- Temperature : -30 °C +120 °C NBR  
-40 °C +100 °C NEOPRENE  
-60 °C +180 °C SILICONE  
-30 °C +100 °C TPE/V
- Application area : ZONE1, ZONE2, ZONE21, ZONE22,  
Gas Group IIA, IIB, IIC
- Cable type : Unarmoured



### METRIC/PG THREAD CABLE GLANDS

Product Size	Code	Standard AG	Spiral Diameter (d)	H mm	Exd GL mm	Exe GL mm	B mm	C mm	mm
12	STexXX/12/X	M 12 x 1,5	6,8	55	15	6	14	14	3 - 6,5
16	STexXX/16/X	M 16 x 1,5	8,2	66	15	7	18	17	4 - 8
20	STexXX/20/X	M 20 x 1,5	12,3	88	15	8	22	22	6 - 12
25	STexXX/25/X	M 25 x 1,5	14,3	98	15	8	27	24	10 - 14
32	STexXX/32/X	M 32 x 1,5	18,4	111	15	9	34	30	13 - 18
12	STexXX/12/X	PG 7	6,8	55	15	6	14	14	3 - 6,5
16	STexXX/16/X	PG 9	8,2	66	15	6	17	17	4 - 8
16	STexXX/16/X	PG 11	10,3	77	15	6	20	20	5 - 10
20	STexXX/20/X	PG 13,5	12,3	88	15	6,5	22	22	6 - 12
25	STexXX/25/X	PG 16	14,3	98	15	6,5	24	24	10 - 14
32	STexXX/32/X	PG 21	18,4	111	15	7	30	30	13 - 18

### NPT & GAS THREAD

12	STexXX/12/X	NPT 1/4"	6,8	55	15	-	14	14	3 - 6,5
16	STexXX/16/X	NPT 3/8"	8,2	66	15	-	18	17	4 - 8
16	STexXX/16/X	NPT 1/2"	10,3	77	15	-	20	20	5 - 10
20	STexXX/20/X	NPT 1/2"	12,3	88	15	-	22	22	6 - 12
25	STexXX/25/X	NPT 3/4"	14,3	98	15	-	27	24	10 - 14
32	STexXX/32/X	NPT 1"	18,4	111	15	-	34	30	13 - 18
12	STexXX/12/X	GAS 1/4"	6,8	55	15	-	14	14	3 - 6,5
16	STexXX/16/X	GAS 3/8"	8,2	66	15	-	18	17	4 - 8
16	STexXX/16/X	GAS 3/8"	10,3	77	15	-	20	20	5 - 10
20	STexXX/20/X	GAS 1/2"	12,3	88	15	-	22	22	6 - 12
25	STexXX/25/X	GAS 3/4"	14,3	98	15	-	27	24	10 - 14
32	STexXX/32/X	GAS 1"	18,4	111	15	-	34	30	13 - 18

\* Pls add " E " to the code if required Exe protection.

PRODUCT RANGE OVERVIEW

IP 68

Halogen free



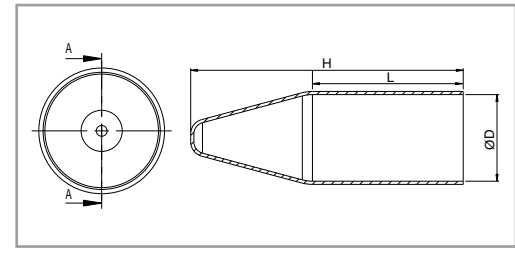
SHROUDS



SHROUD

TECHNICAL DETAILS

Type : PS / SHROUDS  
Material : PVC / LSF



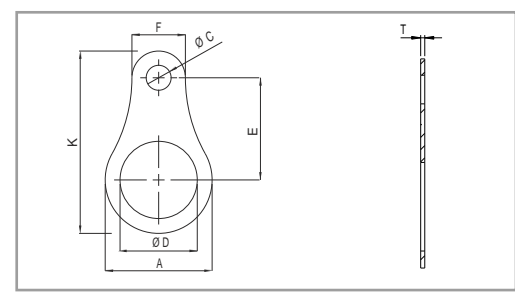
EARTHING PARTS



EARTH TAG

TECHNICAL DETAILS

Type : RTE / EARTH TAG  
Material : MS 64 with Nickel Plated Stainless Steel



SHROUD

Product Size	Product Code	Ø D mm	H mm	L mm
M16-M20ss-M20s	PS-16	25	100	60
M20	PS-20	31	110	65
M25	PS-25	41	130	70
M32	PS-32	49	145	80
M40	PS-40	59	165	85
M50s	PS-50s	64	150	85
M50	PS-50	75	170	90
M63s	PS-63s	81	175	90
M63	PS-63	86	175	90
M75s	PS-75s	98	210	115
M75	PS-75	108	220	115
M90	PS-90	-	-	-

EARTH TAG

Product Size	Product Code	A	ØD	ØC	F	K	E	T
M16	RTE-16	25,4	16,5	6,5	12,5	49	30	1
M20	RTE-20	27	20,5	6,5	10,2	52	33	1
M25	RTE-25	35	25,5	6,5	13,5	60	35,5	1
M32	RTE-32	45	32,5	10,5	22,5	77	43	1
M40	RTE-40	53,5	40,5	12,5	23,6	83,5	45	1
M50	RTE-50	65	50,5	12,5	29,5	105	58	1
M63	RTE-63	82	63,5	12,5	29,5	123	67	1
M75	RTE-75	96	75,5	12,5	24	133	73	1,5
M90	RTE-90	114	90,5	12,5	37	161,5	86	1,5
M100	RTE-100	125	100,5	12,5	40	192,5	110	2

PRODUCT RANGE OVERVIEW

WDCG DOUBLE COMPRESSION



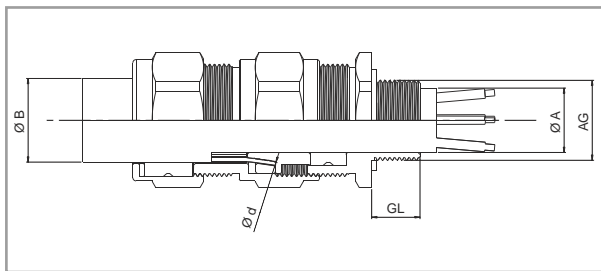
## INDUSTRIAL TYPE GLANDS



## ARMOURED CABLE GLANDS WDCG SERIES

### TECHNICAL DETAILS

Type	: WDCG (Double compression gland)
Certificate	: Gost-CE-Rohs-ISO9001-14001-Ohsas 18001
Material	: MS58 Brass with or without nickel plated Stainless steel AISI303 / 316L / Aluminium
Standards	: EN 60079-0:2012, 60079-1:2007, 60079-31:2009
Protection class	: IP66 / 68
Temperature	: -30 °C +120 °C NBR : -40 °C +100 °C NEOPRENE : -60 °C +180 °C SILICONE : -30 °C +100 °C TPE/V
Cable type	: SWA (Single wire armour) (STA & other cables optional)

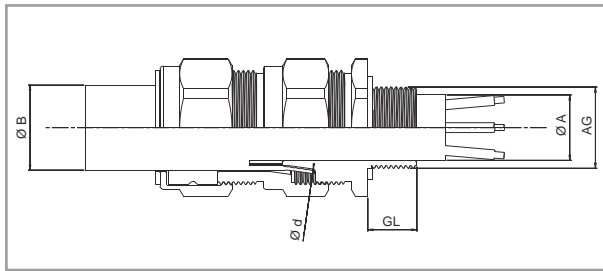


PRODUCT RANGE OVERVIEW

Product Size	Product Code	Standard AG	AG NPT	AG	A		B		Ø d (Armour)		GL mm	mm
					Min	Max	Min	Max	Min	Max		
16	WDCGXX/16/X	M16x1,5	1/2"	PG9	3,1	8,6	6,1	13,2	0,8	1,0	15	24
20ss	WDCGXX/20ss/X	M20sx1,5	1/2"	PG11ss	3,1	8,6	6,1	13,2	0,8	1,0	15	24
20s	WDCGXX/20s/X	M20sx1,5	1/2"	PG11s	6,1	11,6	9,5	15,9	0,8	1,25	15	24
20	WDCGXX/20/X	M20x1,5	1/2"	PG13,5	6,5	13,9	12,5	20,9	0,8	1,25	15	30
25s	WDCGXX/25s/X	M25sx1,5	3/4"	PG21s	11,1	19,9	14	22	1,25	1,60	15	38
25	WDCGXX/25/X	M25x1,5	3/4"	PG21	11,1	19,9	18,2	26,2	1,25	1,60	15	38
32	WDCGXX/32/X	M32x1,5	1"	PG29	18,2	26,2	23,7	33,9	1,6	2,0	15	45
40	WDCGXX/40/X	M40x1,5	1 1/4"	PG36s	23,7	33,9	27,9	40,4	1,6	2,0	15	55
50s	WDCGXX/50s/X	M50sx1,5	1 1/2"	PG36	29,5	38,1	35,2	46,7	2,0	2,5	15	60
50	WDCGXX/50/X	M50x1,5	2"	PG42	35,6	44,0	40,4	53,1	2,0	2,5	15	70
63s	WDCGXX/63s/X	M63sx1,5	2"	PG48	40,1	49,9	45,6	59,4	2,0	2,5	15	75
63	WDCGXX/63/X	M63x1,5	2 1/2"	-	47,2	55,9	54,6	65,9	2,0	2,5	15	80
75s	WDCGXX/75s/X	M75sx1,5	2 1/2"	-	52,8	61,9	59	72,1	2,0	2,5	15	90
75	WDCGXX/75/X	M75x1,5	3"	-	59,1	67,9	66,7	78,5	2,5	3,0	15	100
90	WDCGXX/90/X	M90x2	3"	-	66,6	79,9	76,2	90,4	3,0	3,5	15	115
100	WDCGXX/100/X	M100x2	-	-	76	90	86,1	101,5	3,15	4,0	15	123
115	WDCGXX/115/X	M115x2	-	-	86	97,9	101,5	110,3	3,15	4,0	15	133
130	WDCGXX/130/X	M130x2	-	-	97	114,9	114,2	123,3	3,15	4,0	15	146



## INDUSTRIAL TYPE GLANDS




## ARMOURED CABLE GLANDS WACG SERIES

### TECHNICAL DETAILS

Type	: WACG Single compression gland)
Certificate	: Gost-CE-Rohs-ISO9001-14001-Ohsas 18001
Material	: MS58 Brass with or without nickel plated Stainless steel AISI303 / 316L / Aluminium
Standards	: EN 60079-0:2012, 60079-1:2007, 60079-31:2009
Protection class	: IP66 / 68
Temperature	: -30 °C +120 °C NBR : -40 °C +100 °C NEOPRENE : -60 °C +180 °C SILICONE : -30 °C +100 °C TPE/V
Cable type	: SWA (Single wire armour) (STA & other cables optional)

### PRODUCT RANGE OVERVIEW

Product Size	Product Code	Standard AG	AG NPT	AG	A Min	B		Ø d (Armour)		GL mm	 mm
						Min	Max	Min	Max		
16	WACGXX/16/X	M16x1,5	1/2"	PG9	8,6	6,1	13,2	0,8	1,0	15	24
20ss	WACGXX/20ss/X	M20sx1,5	1/2"	PG11ss	8,6	6,1	13,2	0,8	1,0	15	24
20s	WACGXX/20s/X	M20sx1,5	1/2"	PG11s	11,6	9,5	15,9	0,8	1,25	15	24
20	WACGXX/20/X	M20x1,5	1/2"	PG13,5	13,9	12,5	20,9	0,8	1,25	15	30
25s	WACGXX/25s/X	M25sx1,5	3/4"	PG21s	19,9	14	22	1,25	1,60	15	38
25	WACGXX/25/X	M25x1,5	3/4"	PG21	19,9	18,2	26,2	1,25	1,60	15	38
32	WACGXX/32/X	M32x1,5	1"	PG29	26,2	23,7	33,9	1,6	2,0	15	45
40	WACGXX/40/X	M40x1,5	1 1/4"	PG36s	33,9	27,9	40,4	1,6	2,0	15	55
50s	WACGXX/50s/X	M50sx1,5	1 1/2"	PG36	38,1	35,2	46,7	2,0	2,5	15	60
50	WACGXX/50/X	M50x1,5	2"	PG42	44,0	40,4	53,1	2,0	2,5	15	70
63s	WACGXX/63s/X	M63sx1,5	2"	PG48	49,9	45,6	59,4	2,0	2,5	15	75
63	WACGXX/63/X	M63x1,5	2 1/2"	-	55,9	54,6	65,9	2,0	2,5	15	80
75s	WACGXX/75s/X	M75sx1,5	2 1/2"	-	61,9	59	72,1	2,0	2,5	15	90
75	WACGXX/75/X	M75x1,5	3"	-	67,9	66,7	78,5	2,5	3,0	15	100
90	WACGXX/90/X	M90x2	3"	-	79,9	76,2	90,4	3,0	3,5	15	115
100	WACGXX/100/X	M100x2	-	-	90	86,1	101,5	3,15	4,0	15	123
115	WACGXX/115/X	M115x2	-	-	97,9	101,5	110,3	3,15	4,0	15	133
130	WACGXX/130/X	M130x2	-	-	114,9	114,2	123,3	3,15	4,0	15	146



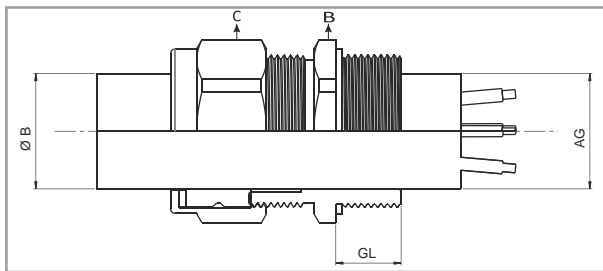
## INDUSTRIAL TYPE GLANDS



## UNARMoured CABLE GLANDS WUG SERIES

### TECHNICAL DETAILS

Type	: WUG (un-ar) armoured gland
Certificate	: Gost-CE-Rohs-ISO9001-14001-Ohsas 18001
Material	: MS58 Brass with or without nickel plated Stainless steel AISI303 / 316L / Aluminium
Standards	: EN 60079-0:2012, 60079-1:2007, 60079-31:2009
Protection class	: IP66 / 68
Temperature	: -30 °C + 120 °C NBR : -40 °C + 100 °C NEOPRENE : -60 °C + 180 °C SILICONE : -30 °C + 100 °C TPE/V
Cable type	: Unarmoured



PRODUCT RANGE OVERVIEW

Product Size	Product Code	Standard AG	AG NPT	B		GL min. mm	C		B
				Min	Max		mm	mm	
16	WUGXX/16/X	M16x1,5	1/2"	6,1	11,6	15	20	24	
20s	WUGXX/20s/X	M20sx1,5	1/2"	6,1	13,2	15	24	24	
20	WUGXX/20/X	M20x1,5	1/2"	9,5	15,9	15	24	24	
25	WUGXX/25/X	M25x1,5	3/4"	12,5	20,5	15	30	30	
32	WUGXX/32/X	M32x1,5	1"	18,2	26,2	15	38	38	
40	WUGXX/40/X	M40x1,5	1 1/4"	23,7	33,9	15	45	45	
50	WUGXX/50/X	M50x1,5	1 1/2"	27,9	40,4	15	55	55	
63s	WUGXX/63s/X	M63sx1,5	2"	40,4	51	15	70	70	
63	WUGXX/63/X	M63x1,5	2 1/2"	47,2	55,9	15	70	80	
75s	WUGXX/75s/X	M75sx1,5	2 1/2"	52,8	59	15	80	80	
75	WUGXX/75/X	M75x1,5	3"	59,1	67,9	15	90	90	



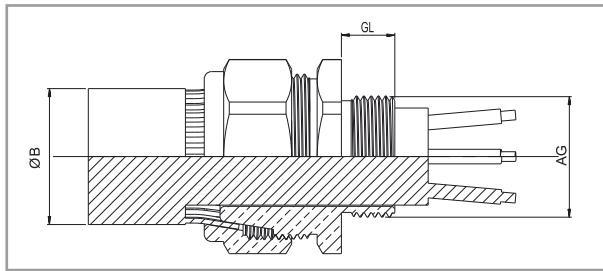
## INDUSTRIAL TYPE GLANDS



## ARMoured CABLE GLANDS AG SERIES

### TECHNICAL DETAILS

Certificate	: Gost-CE-Rohs-ISO9001-14001-Ohsas 18001
Standards	: EN 60079-0 / 60079-1 / 60079-31
Protection class	: IP55
Materials	: MS58 / Stainless steel
Thread norm	: EN 60423 / DIN 40430 / ASME B 1.20.1 / DIN 259



### PRODUCT RANGE OVERVIEW

Product Size	Product Code	Standard AG	AG NPT	B		GL	mm
				Min	Max		
16	AGXX/16/X	M16x1,5	3/8"	7	11	10	22
20s	AGXX/20s/X	M20sx1,5	1/2"	11	16	10	24
20	AGXX/20/X	M20x1,5	1/2"	13	21	11	30
25	AGXX/25/X	M25x1,5	3/4"	19	27	11	36
32	AGXX/32/X	M32x1,5	1"	26	34	14	42
40	AGXX/40/X	M40x1,5	1 1/4"	32	40	14	50
50s	AGXX/50s/X	M50sx1,5	1 1/2"	38	45	15	55
50	AGXX/50/X	M50x1,5	2"	43	52	15	60
63s	AGXX/63s/X	M63sx1,5	2"	50	62	15	70
63	AGXX/63/X	M63x1,5	2 1/2"	56	68	15	80
75s	AGXX/75s/X	M75sx1,5	2 1/2"	62	72	15	95
75	AGXX/75/X	M75x1,5	3"	68	78	15	100



## BS 6121 INDUSTRIAL TYPE GLANDS

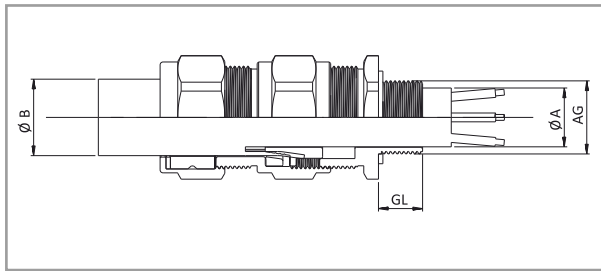


## ARMOURED CABLE GLANDS E1W SERIES

### TECHNICAL DETAILS

Type	: E1W (Double compression gland)
Material	: Brass with or without nickel plated
Standards	: BS 6121
Protection class	: IP66 & IP67
Temperature	: -20 °C +80 °C:
Thread options	: Metric , NPT , BSP & PG
Application	: For indoor or outdoor use with all types of SWA cables
Accessories	: Matching accessories available like PVC Shrouds locknuts & earth tag

Function : E1W type glands provide a seal on the inner sheath, a seal on the outer sheath and an armour specific armour clamp for armoured cable. The armour clamp provides an electrical bond between the armour cable and the gland.



PRODUCT RANGE OVERVIEW

Product Size	Product Code	Standard AG	AG NPT	A		B		GL mm
				Min	Max	Min	Max	
20s	E1W-M20s	M20 x 1,5	1/2"	8,8	11,7	11,8	16	15
20L	E1W-M20L	M20 x 1,5	1/2"	11,4	14	14	20,8	15
25s	E1W-M25s	M25 x 1,5	3/4"	13	16	18	24	15
25L	E1W-M25L	M25 x 1,5	3/4"	17,3	20	20,3	27,4	15
32s	E1W-M32s	M32 x 1,5	1"	20	23	24,5	31	15
32L	E1W-M32L	M32 x 1,5	1"	24,2	26,3	26,5	33,5	15
40s	E1W-M40s	M40 x 1,5	1 1/4"	26	29	30,4	36	15
40L	E1W-M40L	M40 x 1,5	1 1/4"	29,5	32,1	33,2	40	15
50s	E1W-M50s	M50 x 1,5	1 1/2"	33	38,1	40	46,5	15
50L	E1W-M50L	M50 x 1,5	2"	38	44	44	52,6	20
63s	E1W-M63s	M63 x 1,5	2"	44	50,5	50	59	20
63L	E1W-M63L	M63 x 1,5	2 1/2"	50	56	56	66	20
75s	E1W-M75s	M75 x 1,5	2 1/2"	56	62	63,5	71	20
75L	E1W-M75L	M75 x 1,5	3"	62	68,5	69	78	20
90L	E1W-M90L	M90 x 2	3"	65	80	84	96	20
100	E1W-M100	M100 x 2	3 1/2"	82	90	84	102	20





## BS 6121 INDUSTRIAL TYPE GLANDS

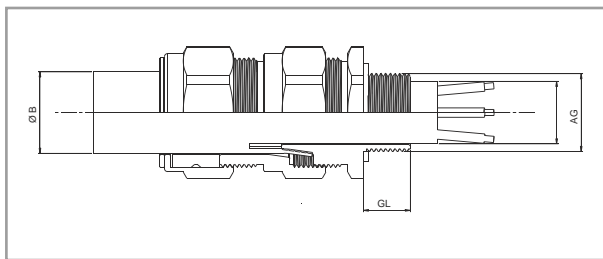


## ARMoured CABLE GLANDS CW SERIES

### TECHNICAL DETAILS

Type	: CW (Single compression gland)
Material	: Brass with or without nickel plated
Standards	: BS 6121
Protection class	: IP66 & IP67
Temperature	: -20 °C +80 °C:
Thread options	: Metric , NPT , BSP & PG
Application	: For indoor or outdoor use with all types of SWA cables
Accessories	: Matching accessories available like PVC Shrouds locknuts & earth tag

Function : CW type glands provide a seal on the outer sheath and an armour specific armour clamp for armoured cable. the armour clamp provides an electrical bond armour cable and the gland.



### PRODUCT RANGE OVERVIEW

Product Size	Product Code	Standard AG	AG NPT	B		GL mm
				Min	Max	
20s	CW-M20s	M20 x 1,5	1/2"	11,5	15,5	10
20L	CW-M20L	M20 x 1,5	1/2"	14	20,5	10
25s	CW-M25s	M25 x 1,5	3/4"	18	24	10
25L	CW-M25L	M25 x 1,5	3/4"	20	27,2	10
32L	CW-M32L	M32 x 1,5	1"	26,3	33,5	10
40s	CW-M40s	M40 x 1,5	1 1/4"	31,5	39,5	13
40L	CW-M40L	M40 x 1,5	1 1/4"	32	40	13
50s	CW-M50s	M50 x 1,5	1 1/2"	38,2	46,3	13
50L	CW-M50L	M50 x 1,5	2"	44	52,6	13
63s	CW-M63s	M63 x 1,5	2"	50,1	59	14
63L	CW-M63L	M63 x 1,5	2 1/2"	56	65,3	14
75s	CW-M75s	M75 x 1,5	2 1/2"	62	71,6	15
75L	CW-M75L	M75 x 1,5	3"	68	78	15
90L	CW-M90L	M90 x 2	3"	80,5	91	20

A2 UNARMoured GABLE GLANDS



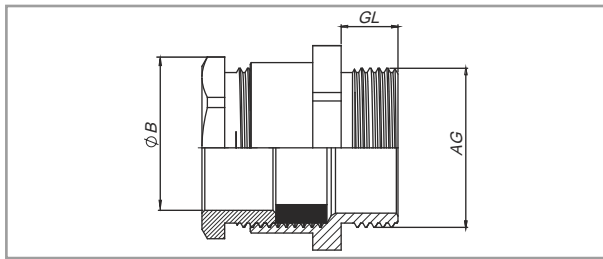
## BS 6121 INDUSTRIAL TYPE GLANDS



## UNARMoured CABLE GLANDS A2 SERIES

### TECHNICAL DETAILS

- Type : A2 (Single compression gland)
- Material : Brass with or without nickel plated
- Standards : BS 6121
- Protection class : IP66 & 68
- Temperature : -20 °C +80 °C:
- Thread options : Metric , NPT , BSP & PG
- Application : For indoor or outdoor use with all types of unarmoured cables
- Accessories : Matching accessories available like PVC Shrouds locknuts & earth tag
- Function : A2 type glands provide a single pull resistant seal on the outer sheath of unarmoured cable.




PRODUCT RANGE OVERVIEW

Product Size	Product Code	Standard AG	AG NPT	B		GL mm
				Min	Max	
20s	A2-M20s	M20 x 1,5	1/2"	8	11,5	10
20L	A2-M20L	M20 x 1,5	1/2"	11	13,5	10
25s	A2-M25s	M25 x 1,5	3/4"	13	16,5	10
25L	A2-M25L	M25 x 1,5	3/4"	16	19,5	10
32L	A2-M32L	M32 x 1,5	1"	19	25,5	10
40s	A2-M40s	M40 x 1,5	1 1/4"	23	29	15
40L	A2-M40L	M40 x 1,5	1 1/4"	25	32	15
50s	A2-M50s	M50 x 1,5	1 1/2"	31,5	37	15
50L	A2-M50L	M50 x 1,5	2"	36,5	43	15
63s	A2-M63s	M63 x 1,5	2"	42,5	50	15
63L	A2-M63L	M63 x 1,5	2 1/2"	49,5	55	15
75s	A2-M75s	M75 x 1,5	2 1/2"	54,5	61	15
75L	A2-M75L	M75 x 1,5	3"	60,5	67	15
90	A2-M90	M90 x 2	3"	65	78	20



## BS 6121 INDUSTRIAL TYPE GLANDS

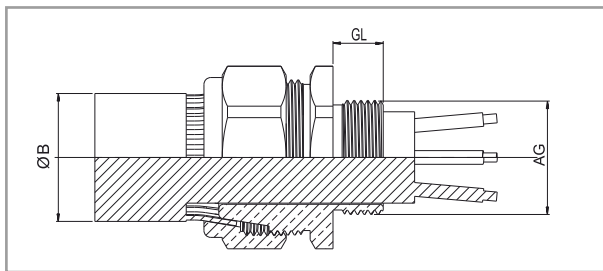


## ARMoured CABLE GLANDS BW SERIES

### TECHNICAL DETAILS

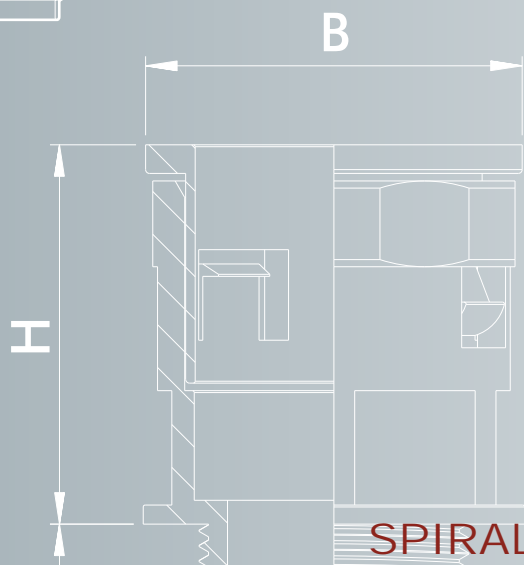
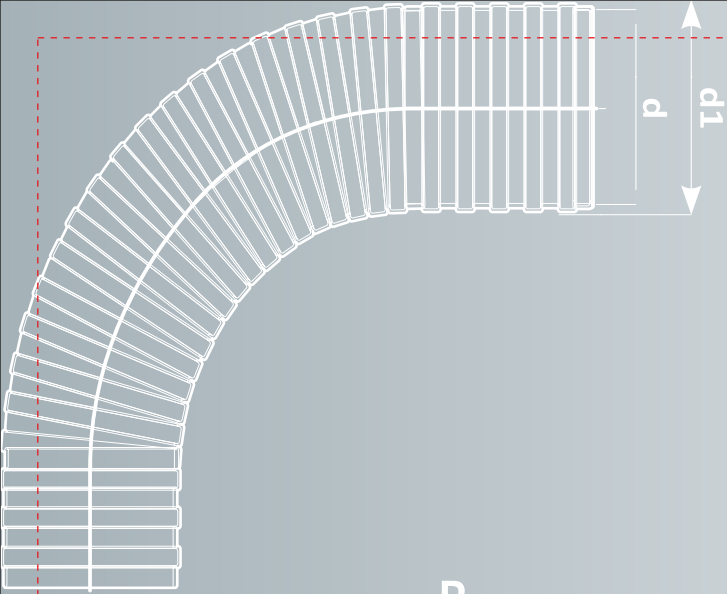
Type	: BW type armoured gland
Material	: Brass with or without nickel plated
Standards	: BS 6121
Protection class	: IP30
Temperature	: -80 °C +600 °C:
Thread options	: Metric , NPT , BSP & PG
Application	: Dry Indoor, for use with all types of SWA cable
Accessories	: Matching accessories available like PVC Shrouds locknuts & earth tag

Function : BW type glands provide mechanical cable retention & electrical wire continuity via armoured wire



### PRODUCT RANGE OVERVIEW

Product Size	Product Code	Standard AG	AG NPT	B		GL
				Min	Max	
20s	BWL-M20s	M20x1,5	1/2"	11,5	15,5	10
20L	BWL-M20L	M20x1,5	1/2"	14	20,5	10
25L	BWL-M25L	M25x1,5	3/4"	20	27,2	10
32L	BWL-M32L	M32x1,5	1"	26,3	33,5	10
40	BWL-M40	M40x1,5	1 1/4"	32	40	15
50s	BWL-M50s	M50x1,5	1 1/2"	38,2	46,3	15
50L	BWL-M50L	M50x1,5	2"	44	52,6	15
63s	BWL-M63s	M63x1,5	2"	50,1	59	15
63L	BWL-M63L	M63x1,5	2 1/2"	56	65,3	15
75s	BWL-M75s	M75x1,5	2 1/2"	62	71,6	15
75L	BWL-M75L	M75x1,5	3"	68	78	15
90	BWL-M90	M90x2	3"	80,5	91	20




## SPIRAL CONDUITS & FITTINGS SYSTEMS



## TACFLEX POLYAMIDE SPIRAL CONDUITS



DB Din 5510

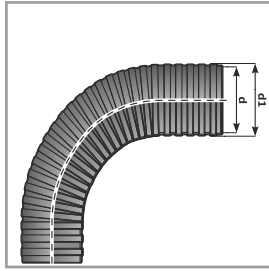
## PLASTIC SPIRAL CONDUITS

### PA 6

## TECHNICAL DETAILS

Material	: Polyamide PA6 V2
Color	: Grey (RAL7031) Black (RAL9005) * Orange or any other color available on request
Temperature range	: -40 °C + 120 °C
Flammability class	: UL94 V2

Properties  
 High fatigue life  
 High impact strength  
 Halogen free  
 Self extinguishing  
 High abrasion resistance  
 High UV resistance (black)  
 Full-shrink packing



## POLYAM D SP RAL BORU

Hammaddesi	: Polyamid PA6 V2
Renk	: RAL 7031 (Gri) : RAL 9005 (Siyah)
Çalışma sıcaklığı	: -40 °C + 120 °C
Kullanım alanları	: Mekanik ve ekipman cihaz bağlantılarında makine, matbaa, otomotiv, lokomotif, tramvay, gemi otomatik makineleri, endüstriyel tesis montajlarında, aydınlatma ve elektrik pano montajlarında kullanılmaktadır.

## PA6 SPIRAL CONDUITS

Nominal Diameter	Gray Code ■ RAL 7031	Black Code ■ RAL 9005	d Ø mm.	d1 Ø mm.	Roll Length mt.
7	OGPA 7	OSPA 7	6,5	10	100
8,5	OGPA 8,5	OSPA 8,5	8,5	12	100
9	OGPA 9	OSPA 9	10	13	100
11	OGPA 11	OSPA 11	12	15,8	50
13,5	OGPA 13,5	OSPA 13,5	14,2	18,4	50
16	OGPA 16	OSPA 16	16,5	21,2	50
21	OGPA 21	OSPA 21	23,5	28,4	50
29	OGPA 29	OSPA 29	29	34,5	25
36	OGPA 36	OSPA 36	36	42,5	25
48	OGPA 48	OSPA 48	48	54,5	25

Halogen free

PRODUCT RANGE OVERVIEW

TACFLEX POLYAMIDE VO SPIRAL CONDUITS



DB Din 5510

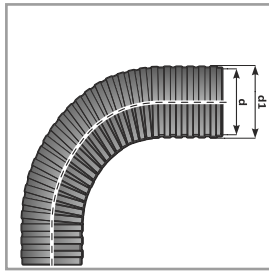


## PLASTIC SPIRAL CONDUITS PA 6 VO

### TECHNICAL DETAILS

Material	: Polyamid PA6 VO
Color	: Grey (RAL7031) Black (RAL9005) * Orange or any other color available on request
Temperature range	: -40 °C + 120 °C
Flammability class	: UL94 VO

Properties  
High fatigue life  
High impact strength  
Halogen free  
Self extinguishing  
High abrasion resistance  
High UV resistance (black)  
Full-shrink packing



### POLYAM D VO SP RAL BORU

Hammaddesi	: Polyamid PA6 VO
Renk	: RAL 7031 (Gri) : RAL 9005 (Siyah)
Çalışma sıcaklığı	: -40 °C + 120 °C
Kullanım alanları	: Mekanik ve ekipman cihaz bağlantılarında makine, matbaa, otomotiv, lokomotif, tramvay, gemi otomatik makinaları, endüstriyel tesis montajlarında, aydınlatma ve elektrik pano montajlarında kullanılmaktadır.

### PA6 SPIRAL CONDUITS

PRODUCT RANGE OVERVIEW

Nominal Diameter	Gray Code ■ RAL 7031	Black Code ■ RAL 9005	d Ø mm.	d1 Ø mm.	Roll Length mt.
7	OGPAVO 7	OSPAVO 7	6,5	10	100
8,5	OGPAVO 8,5	OSPAVO 8,5	8,5	12	100
9	OGPAVO 9	OSPAVO 9	10	13	100
11	OGPAVO 11	OSPAVO 11	12	15,8	50
13,5	OGPAVO 13,5	OSPAVO 13,5	14,2	18,4	50
16	OGPAVO 16	OSPAVO 16	16,5	21,2	50
21	OGPAVO 21	OSPAVO 21	23,5	28,4	50
29	OGPAVO 29	OSPAVO 29	29	34,5	25
36	OGPAVO 36	OSPAVO 36	36	42,5	25
48	OGPAVO 48	OSPAVO 48	48	54,5	25

Halogen free



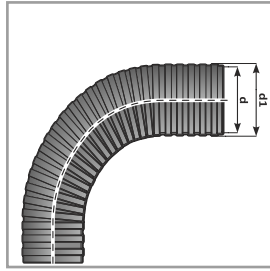



## PLASTIC SPIRAL CONDUITS PA 6 / SPLIT TYPE

### TECHNICAL DETAILS

Material	: Polyamide PA6 V2/V0
Color	: Grey (RAL7031) Black (RAL9005) * Orange or any other color available on request
Temperature range	: -40 °C +120 °C
Flammability class	: UL94 V2&V0

Properties  
Slit version  
High fatigue life  
High impact strength  
Halogen free  
Self extinguishing  
High abrasion resistance  
High UV resistance (black)  
Full-shrink packing



### PA6 YARIKLI T P SP RAL BORU


Hammaddesi	: Polyamid PA6
Renk	: RAL 7031 (Gri) : RAL 9005 (Siyah)
Çalışma sıcaklığı	: -40 °C + 120 °C
Kullanım alanları	: Mekanik ve ekipman cihaz bağlantılarında makine, matbaa, otomotiv, lokomotif, tramvay, gemi otomatik makineleri, endüstriyel tesis montajlarında, aydınlatma ve elektrik pano montajlarında kullanılmaktadır.

### SPLIT TYPE SPA6 SPIRAL CONDUITS

Nominal Diameter	Gray Code ■ RAL 7031	Black Code ■ RAL 9005	d Ø mm.	d1 Ø mm.	Roll Length mt.
7	OGPAY 7	OSPAY 7	6,5	10	100
8,5	OGPAY 8,5	OSPAY 8,5	8,5	12	100
9	OGPAY 9	OSPAY 9	10	13	100
11	OGPAY 11	OSPAY 11	12	15,8	50
13,5	OGPAY 13,5	OSPAY 13,5	14,2	18,4	50
16	OGPAY 16	OSPAY 16	16,5	21,2	50
21	OGPAY 21	OSPAY 21	23,5	28,4	50
29	OGPAY 29	OSPAY 29	29	34,5	25
36	OGPAY 36	OSPAY 36	36	42,5	25
48	OGPAY 48	OSPAY 48	48	54,5	25

Halogen free

PRODUCT RANGE OVERVIEW

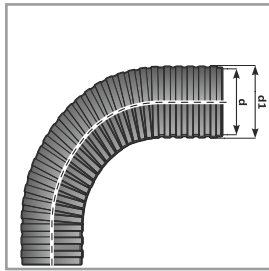


## PLASTIC SPIRAL CONDUITS POLYPROPYLENE

### TECHNICAL DETAILS

Material	: Polypropylene
Color	: Grey (RAL7031) Black (RAL9005) * Orange or any other color available on request
Temperature range	: -20 °C +90 °C

Properties  
Self extinguishing  
Full-shrink packing  
Acid resistance



### PP SP RAL BORU


Hammaddesi	: Polipropilen
Renk	: RAL 7031 (Gri) : RAL 9005 (Siyah)
Çalışma sıcaklığı	: -20 °C + 90 °C
Kullanım alanları	: Mekanik ve ekipman cihaz bağlantılarında makine, matbaa, otomotiv, lokomotif, tramvay, gemi otomatik makinaları, endüstriyel tesis montajlarında, aydınlatma ve elektrik pano montajlarında kullanılmaktadır.

### PP SPIRAL CONDUITS

PRODUCT RANGE OVERVIEW

Nominal Diameter	Gray Code ■ RAL 7031	Black Code ■ RAL 9005	d Ø mm.	d1 Ø mm.	Roll Length mt.
7	OGPP 7	OSPP 7	6,5	10	100
8,5	OGPP 8,5	OSPP 8,5	8,5	12	100
9	OGPP 9	OSPP 9	10	13	100
11	OGPP 11	OSPP 11	12	15,8	50
13,5	OGPP 13,5	OSPP 13,5	14,2	18,4	50
16	OGPP 16	OSPP 16	16,5	21,2	50
21	OGPP 21	OSPP 21	23,5	28,4	50
29	OGPP 29	OSPP 29	29	34,5	25
36	OGPP 36	OSPP 36	36	42,5	25
48	OGPP 48	OSPP 48	48	54,5	25

## TACFLEX PP SPIRAL - SPLIT TYPE

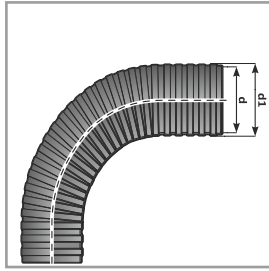



## PLASTIC SPIRAL CONDUITS PP / SPLIT TYPE

### TECHNICAL DETAILS

Material	: Polypropylene
Color	: Grey (RAL7031) Black (RAL9005) * Orange or any other color available on request
Temperature range	: -20 °C +90 °C

Properties  
Slit version  
Self extinguishing  
Full-shrink packing  
Acid resistance



### PP YARIKLI T P SP RAL BORU

Hammaddesi	: Polipropilen
Renk	: RAL 7031 (Gri) : RAL 9005 (Siyah)
Çalışma sıcaklığı	: -20 °C + 90 °C
Kullanım alanları	: Mekanik ve ekipman cihaz bağlantılarında makine, matbaa, otomotiv, lokomotif, tramvay, gemi otomatik makineleri, endüstriyel tesis montajlarında, aydınlatma ve elektrik pano montajlarında kullanılmaktadır.

### SPLIT TYPE PP SPIRAL CONDUITS

Nominal Diameter	Gray Code ■ RAL 7031	Black Code ■ RAL 9005	d Ø mm.	d1 Ø mm.	Roll Length mt.
7	OGPPY 7	OSPPY 7	6,5	10	100
8,5	OGPPY 8,5	OSPPY 8,5	8,5	12	100
9	OGPPY 9	OSPPY 9	10	13	100
11	OGPPY 11	OSPPY 11	12	15,8	50
13,5	OGPPY 13,5	OSPPY 13,5	14,2	18,4	50
16	OGPPY 16	OSPPY 16	16,5	21,2	50
21	OGPPY 21	OSPPY 21	23,5	28,4	50
22	OGPPY 22	OSPPY 22	22	27,5	50
29	OGPPY 29	OSPPY 29	29	34,5	25
36	OGPPY 36	OSPPY 36	36	42,5	25
48	OGPPY 48	OSPPY 48	48	54,5	25

PRODUCT RANGE OVERVIEW

TACFLEX PVC SPIRAL CONDUITS

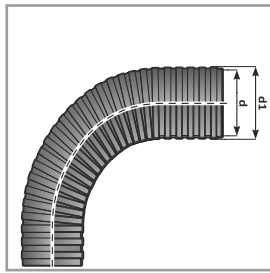


## PLASTIC SPIRAL CONDUITS PVC

### TECHNICAL DETAILS

Material : PVC  
 Color : Grey (RAL7035) Black (RAL9005)  
 Temperature range : -5 °C + 70 °C  
 Standards : EN50086-1 (CEI 23-29)  
 : EN50086-2-3 (CEI 23-56)  
 : EN613086-1-2-3  
 Compression resistance : 320N

Properties  
 30 mt. Roll length



### PVC SP RAL BORU

Hammaddesi : Sert PVC  
 Renk : RAL 7035 (Gri)  
 zolasyona dayanıklılık : > 100 MΩ  
 Basınca dayanıklılık : 350 N  
 Sürekli ısıya direnci : -5 °C + 70 °C  
 Referans standartları : EN50086-1 (CEI 23-29)  
 EN50086-2-3 (CEI 23-56)  
 IEC EN61386-1-2-3

### PVC SPIRAL CONDUITS

PRODUCT RANGE OVERVIEW

Gray Code ■ RAL 7031	d Ø mm.	d1 Ø mm.	Roll Length mt.
GGX 8	8	12	30
GGX 10	10	14,5	30
GGX 12	12	16,3	30
GGX 14	14	18,6	30
GGX 16	16	20,5	30
GGX 20	20	24,7	30
GGX 22	22	27	30
GGX 25	25	30,3	30
GGX 28	28	33,2	30
GGX 30	30	36	30
GGX 32	32	37,5	30
GGX 35	35	40,5	30
GGX 38	38	44,1	30
GGX 40	40	46,2	30
GGX 45	45	51,8	30
GGX 50	50	57	30

## TACFLEX POLYAMIDE CONDUIT GLANDS



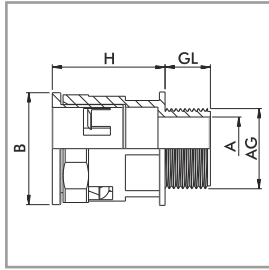


## POLYAMIDE CONDUIT GLANDS METRIC THREAD

### TECHNICAL DETAILS

Material	: Polyamide PA6 V2
Connection thread	: Metric (EN 60423)
Color	: Grey (RAL7031) Black (RAL9005)
Temperature range	: -40 °C + 120 °C


Properties  
 UV resistance (black)  
 Easy to assemble  
 Halogen free  
 Apply with either PA or PP conduits



### GEÇMEL T P SP RAL BORU RAKORU

Hammaddesi	: Polyamid
Renk	: RAL 7031 (Gri) RAL 9005 (Siyah)
Ba lantı di i M	: EN 60423
Çalı ma sıcaklı ı	: -40 °C + 120 °C

### METRIC CONDUIT GLANDS

AG mm.	Gray Code ■ RAL 7031	Black Code ■ RAL 7031	Spiral Diameter mm.	H mm.	GL mm.	A mm.	B mm.	 mm.
M 12 x 1,5	ODG10-M12	ODB10-M12	6,5 x 10	26	11	6,9	18,7	15
M 12 x 1,5	ODG12-M12	ODB12-M12	8,5 x 12	26	11	8,2	20,7	17
M 16 x 1,5	ODG13-M16	ODB13-M16	10 x 13	26	11	10,8	21,7	18
M 16 x 1,5	ODG15-M16	ODB15-M16	12 x 15,8	26,5	11	10,9	26	20
M 20 x 1,5	ODG18-M20	ODB18-M20	14,2 x 18,4	31	11	14,7	28	23
M 20 x 1,5	ODG21-M20	ODB21-M20	16,5 x 21,2	33	13	15,2	32	27
M 25 x 1,5	ODG28-M25	ODB28-M25	23 x 28,4	39	16	18,7	39,5	34
M 32 x 1,5	ODG34-M32	ODB34-M32	29 x 34,5	43	16	25,7	46,5	40
M 40 x 1,5	ODG42-M40	ODB42-M40	36 x 42,5	45,5	16	32,7	55,5	50
M 63 x 1,5	ODG54-M63	ODB54-M63	48 x 54,5	47,5	16	51,4	67,5	62

### SPECIAL SIZE METRIC

M 12 x 1,5	ODG13-M12	ODB13-M12	10 x 13	26	11	8	21,7	18
M 20 x 1,5	ODG13-M20	ODB13-M20	10 x 13	26	11	10,5	21,7	18
M 20 x 1,5	ODG15-M20	ODB15-M20	12 x 15,8	26,5	11	13	26	20
M 16 x 1,5	ODG18-M16	ODB18-M16	14,2 x 18,4	31	11	10,3	28	23
M 25 x 1,5	ODG21-M25	ODB21-M25	16,5 x 21,2	33	13	18,6	32	27
M 32 x 1,5	ODG28-M32	ODB28-M32	23 x 28,4	39	16	26,8	39,5	34
M 40 x 1,5	ODG34-M40	ODB34-M40	29 x 34,5	43	16	32,6	46,5	40
M 50 x 1,5	ODG42-M50	ODB42-M50	36 x 42,5	45,5	16	40,2	55,5	50
M 50 x 1,5	ODG54-M50	ODB54-M50	48 x 54,5	47,5	16	43,1	67,5	62

PRODUCT RANGE OVERVIEW

Halogen free

TACFLEX POLYAMIDE CONDUIT GLANDS

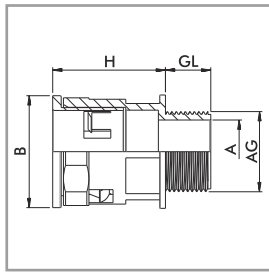


POLYAMIDE CONDUIT GLANDS  
PG THREAD

TECHNICAL DETAILS

Material : Polyamide PA6 V2  
Connection thread : PG (EN 60423)  
Color : Grey (RAL7031) Black (RAL9005)  
Temperature range : -40 °C + 120 °C

Properties  
UV resistance (black)  
Easy to assemble  
Halogen free  
Apply with either PA or PP conduits



GEÇMEL T P SP RAL BORU RAKORU

Hammaddesi : Polyamid  
Renk : RAL 7031 (Gri)  
RAL 9005 (Siyah)  
Ba lantı di i PG : DIN 40430  
Çalı ma sıcaklı ı : -40 °C + 120 °C

PG CONDUIT GLANDS

AG mm.	Gray Code ■ RAL 7031	Black Code ■ RAL 7031	Spiral Dismeter mm.	H mm.	GL mm.	A mm.	B mm.	mm.
PG 7	ODG10-PG7	ODB10-PG7	6,5 x 10	26	11	6,9	18,7	15
PG 7	ODG12-PG7	ODB12-PG7	8,5 x 12	26	11	8,2	20,7	17
PG 9	ODG13-PG9	ODB13-PG9	10 x 13	26	11	10,3	21,7	18
PG 11	ODG15-PG11	ODB15-PG11	12 x 15,8	26,5	11	13,3	26	20
PG 13,5	ODG18-PG13,5	ODB18-PG13,5	14,2 x 18,4	31	11	15,3	28	23
PG 16	ODG21-PG16	ODB21-PG16	16,5 x 21,2	33	13	16,6	32	27
PG 21	ODG28-PG21	ODB28-PG21	23 x 28,4	39	16	22,3	39,5	34
PG 29	ODG34-PG29	ODB34-PG29	29 x 34,5	43	16	31,7	46,5	40
PG 36	ODG42-PG36	ODB42-PG36	36 x 42,5	45,5	16	40,5	55,5	50
PG 48	ODG54-PG48	ODB54-PG48	48 x 54,5	47,5	16	51,7	67,5	62

SPECIAL SIZE PG

PG 7	ODG13-PG7	ODB13-PG7	10 x 13	26	11	8	21,7	18
PG 11	ODG13-PG11	ODB13-PG11	10 x 13	26	11	10,6	21,7	18
PG 13,5	ODG13-PG13,5	ODB13-PG13,5	10 x 13	26	11	10,6	21,7	18
PG 9	ODG15-PG9	ODB15-PG9	12 x 15,8	26,5	11	11,8	26	20
PG 13,5	ODG15-PG13,5	ODB15-PG13,5	12 x 15,8	26,5	11	13	26	20
PG 9	ODG18-PG9	ODB18-PG9	14,2 x 18,4	31	11	11,8	28	23
PG 11	ODG18-PG11	ODB18-PG11	14,2 x 18,4	31	11	13,8	28	23
PG 13,5	ODG21-PG13,5	ODB21-PG13,5	16,5 x 21,2	33	13	15,9	32	27

PRODUCT RANGE OVERVIEW

Halogen free



## TACFLEX POLYAMIDE CONDUIT GLANDS - 90° ELBOW

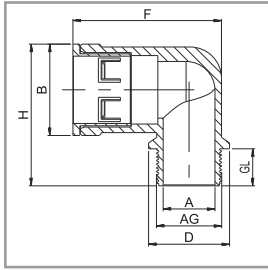



## POLYAMIDE CONDUIT GLANDS 90° ELBOW TYPE

### TECHNICAL DETAILS

Material	: Polyamide PA6 V2
Connection thread	: Metric (EN 60423)/PG (DIN 40430)
Color	: Grey (RAL7031) Black (RAL9005)
Temperature range	: -40 °C + 120 °C

Properties  
 UV resistance (black)  
 Easy to assemble  
 Halogen free  
 Apply with either PA or PP conduits



### 90° D RSEK SP RAL BORU RAKORU

Hammaddesi	: Polyamid
Renk	: RAL 7031 (Gri) RAL 9005 (Siyah)
Ba lantı di i M	: EN 60423
Ba lantı di i PG	: DIN 40430
Çalı ma sıcaklı ı	: -40 °C + 120 °C

### METRIC/PG CONDUIT GLANDS

AG mm.	Gray Code ■ RAL 7031	Black Code ■ RAL 7031	Spiral Diameter mm.	H mm.	GL mm.	A mm.	B mm.	B mm.	B mm.
M 12 x 1,5	ODDG10-M12	ODDB10-M12	6,5 x 10	36,3	11	8,2	18,7	17	35,7
M 12 x 1,5	ODDG12-M12	ODDB12-M12	8,5 x 12	37,3	11	8,2	20,7	17	35,7
M 16 x 1,5	ODDG13-M16	ODDB13-M16	10 x 13	37,3	11	10,8	21,7	20	38,5
M 16 x 1,5	ODDG15-M16	ODDB15-M16	12 x 15,8	41	11	10,9	26	23	43,8
M 20 x 1,5	ODDG18-M20	ODDB18-M20	14,2 x 18,4	44	11	14,7	28	26	46
M 20 x 1,5	ODDG21-M20	ODDB21-M20	16,5 x 21,2	51,5	13	15,2	32	29	51
M 25 x 1,5	ODDG28-M25	ODDB28-M25	23 x 28,4	61,2	16	18,7	39,5	35	64,3
M 32 x 1,5	ODDG34-M32	ODDB34-M32	29 x 34,5	69,2	16	25,2	46,5	43	70,9
M 40 x 1,5	ODDG42-M40	ODDB42-M40	36 x 42,5	78,2	16	32,7	55,5	54	88,6
M 63 x 1,5	ODDG54-M63	ODDB54-M63	48 x 54,5	91,2	16	55,2	67,5	69	95
PG 7	ODDG10-PG 7	ODDB10-PG 7	6,5 x 10	36,3	11	8,2	18,7	17	35,7
PG 7	ODDG12-PG 7	ODDB12-PG 7	8,5 x 12	37,3	11	8,2	20,7	17	35,7
PG 9	ODDG13-PG 9	ODDB13-PG 9	10 x 13	37,3	11	10,3	21,7	20	38,5
PG 11	ODDG15-PG 11	ODDB15-PG 11	12 x 15,8	41	11	13,3	26	23	43,8
PG 13,5	ODDG18-PG 13,5	ODDB18-PG 13,5	14,2 x 18,4	44	11	15,3	28	26	46
PG 16	ODDG21-PG 16	ODDB21-PG 16	16,5 x 21,2	51,5	13	16,6	32	29	51
PG 21	ODDG28-PG 21	ODDB28-PG 21	23 x 28,4	61,2	16	22,4	39,5	35	64,3
PG 29	ODDG34-PG 29	ODDB34-PG 29	29 x 34,5	69,2	16	31,7	46,5	43	70,9
PG 36	ODDG42-PG 36	ODDB42-PG 36	36 x 42,5	78,2	16	40,5	55,5	54	88,6
PG 48	ODDG54-PG 48	ODDB54-PG 48	48 x 54,5	91,2	16	51,7	67,5	69	95

Halogen free

PRODUCT RANGE OVERVIEW

TACFLEX PA6 CONDUIT GLANDS WITH CABLE HOLDER

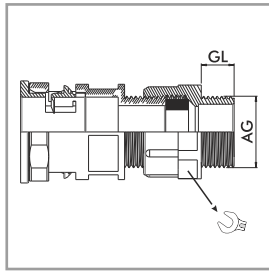


## POLYAMIDE CONDUIT GLANDS WITH CABLE HOLDER

### TECHNICAL DETAILS

Material	: Polyamide PA6 V2
Connection thread	: Metric (EN 60423)/PG (DIN 40430)
Color	: Grey (RAL7031) Black (RAL9005)
Temperature range	: -40 °C + 120 °C
Protection class	: IP54

Properties  
UV resistance (black)  
Easy to assemble  
Halogen free  
Apply with either PA or PP conduits



### KABLO TUTUCULU GEÇMEL T P SP RAL BORU RAKORU

Hammaddesi	: Polyamid
Renk	: RAL 7031 (Gri) RAL 9005 (Siyah)
Ba lantı di i M	: EN 60423
Ba lantı di i PG	: DIN 40430
Çalışma sıcaklığı	: -40 °C + 120 °C

### PG/METRIC CONDUIT GLANDS

AG mm.	Gray Code RAL 7031	Black Code RAL 9005	Spiral Diameter mm.	GL mm.	mm.	mm.
M 12 x 1,5	ODGR10-M12	OBGR10-M12	6,5 x 10	8	15	3,5 - 6
M 12 x 1,5	ODGR12-M12	OBGR12-M12	8,5 x 12	8	15	3,5 - 6
M 16K x 1,5	ODGR13-M16K	OBGR13-M16K	10 x 13	8	19	4,5 - 7
M 16K x 1,5	ODGR15-M16K	OBGR15-M16K	12 x 15,8	8	19	4,5 - 7
M 16K x 1,5	ODGR18-M16K	OBGR18-M16K	14,2 x 18,4	8	19	4,5 - 7
M 16 x 1,5	ODGR13-M16	OBGR13-M16	10 x 13	8	22	6 - 9
M 16 x 1,5	ODGR15-M16	OBGR15-M16	12 x 15,8	8	22	6 - 9
M 16 x 1,5	ODGR18-M16	OBGR18-M16	14,2 x 18,4	8	22	6 - 9
M 20K x 1,5	ODGR13-M20K	OBGR13-M20K	10 x 13	9	24	9 - 12
M 20K x 1,5	ODGR15-M20K	OBGR15-M20K	12 x 15,8	9	24	9 - 12
M 20K x 1,5	ODGR18-M20K	OBGR18-M20K	14,2 x 18,4	9	24	9 - 12
M 20K x 1,5	ODGR21-M20K	OBGR21-M20K	16,5 x 21,2	9	24	9 - 12
M 20 x 1,5	ODGR21-M20	OBGR21-M20	16,5 x 21,2	10	27	11 - 14
M 25 x 1,5	ODGR28-M25	OBGR28-M25	23 x 28,4	11	33	14 - 18
PG 7	ODGR10-PG7	OBGR10-PG7	6,5 x 10	8	15	3,5 - 6
PG 7	ODGR12-PG7	OBGR12-PG7	8,5 x 12	8	15	3,5 - 6
PG 9	ODGR13-PG9	OBGR13-PG9	10 x 13	8	19	4,5 - 7
PG 9	ODGR15-PG9	OBGR15-PG9	12 x 15,8	8	19	4,5 - 7
PG 9	ODGR18-PG9	OBGR18-PG9	14,2 x 18,4	8	19	4,5 - 7
PG 11	ODGR13-PG11	OBGR13-PG11	10 x 13	8	22	6 - 9
PG 11	ODGR15-PG11	OBGR15-PG11	12 x 15,8	8	22	6 - 9
PG 11	ODGR18-PG11	OBGR18-PG11	14,2 x 18,4	8	22	6 - 9
PG 13,5	ODGR13-PG13,5	OBGR13-PG13,5	10 x 13	9	24	9 - 12
PG 13,5	ODGR15-PG13,5	OBGR15-PG13,5	12 x 15,8	9	24	9 - 12
PG 13,5	ODGR18-PG13,5	OBGR18-PG13,5	14,2 x 18,4	9	24	9 - 12
PG 13,5	ODGR21-PG13,5	OBGR21-PG13,5	16,5 x 21,2	9	24	9 - 12
PG 16	ODGR21-PG16	OBGR21-PG16	16,5 x 21,2	10	27	11 - 14
PG 21	ODGR28-PG21	OBGR28-PG21	23 x 28,4	11	33	14 - 18
PG 29	ODGR34-PG29	OBGR34-PG29	29 x 34,5	11	42	18 - 25
PG 36	ODGR42-PG36	OBGR42-PG36	36 x 42,5	13	53	25 - 32

PRODUCT RANGE OVERVIEW

Halogen free

## TACFLEX POLYAMIDE CLIPS



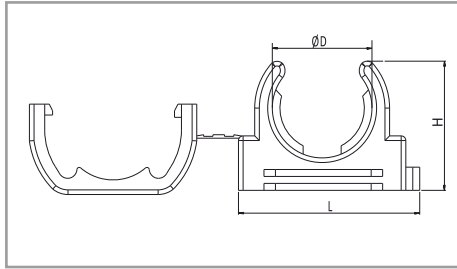


## POLYAMIDE CLIPS FOR SPIRAL CONDUITS

### TECHNICAL DETAILS

Material : Polyamide PA6 V2  
 Color : Grey (RAL7031) Black (RAL9005)  
 Temperature range : -40 °C + 120 °C

Properties  
 UV resistance (black)  
 Easy to assemble  
 Halogen free  
 Apply with either PA or PP conduits



### POLYAMİD KAPAKLI KLİPS

Hammaddesi : Polyamid PA6  
 Renk : RAL 7031 (Gri)  
 RAL 9005 (Siyah)  
 Çalışma sıcaklığı : -40 °C + 120 °C  
 Özellikler : Kapak atmama özelliği  
 Yan yana takılabilme özelliği  
 Alt - üst'ten spiral tutma özelliği

### POLYAMIDE CLIPS

Gray Code ■ RAL 7031	Black Code ■ RAL 9005	Spiral Code	L mm.	H mm.	Ø D mm.
ODGK 10	ODBK 10	OGPA 7	24,5	15	10
ODGK 13	ODBK 13	OGPA 9	24,5	15	13
ODGK 15	ODBK 15	OGPA 11	30	21	15,8
ODGK 18	ODBK 18	OGPA 13,5	34	24	18,5
ODGK 21	ODBK 21	OGPA 16	39	28	21,5
ODGK28	ODBK28	OGPA 21	51	37	28,5
ODGK34	ODBK34	OGPA 29	62	45,5	35
ODGK 42	ODBK 42	OGPA 36	74,5	55,5	42,5
ODGK 54	ODBK 54	OGPA 48	95,5	71	55

Halogen free

PRODUCT RANGE OVERVIEW

TACFLEX CONDUIT GLANDS FOR PVC SPIRAL

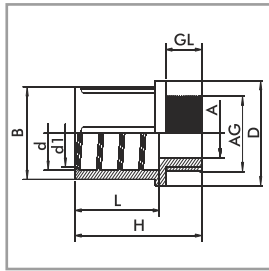


## POLYAMIDE CONDUIT GLANDS FOR PVC / METAL PIPES

### TECHNICAL DETAILS

Material : Polyamide PA6 V2  
 Connection thread : Metric (EN60423)/ PG (DIN40430)  
 Color : Grey (RAL7001/7035) Black (RAL9005)  
 Temperature range : -40 °C + 120 °C

Properties  
 UV resistance (black)  
 Easy to assemble  
 Halogen free  
 Apply with either plastic or metal conduits



### PVC SP RAL BORU RAKORLARI

Hammaddesi : Polyamid  
 Renk : RAL 7001 (Gri)  
 RAL 7035 (A. Gri)  
 RAL 9005 (Siyah)  
 Ba lanti di i M : EN 60423  
 Ba lanti di i PG : DIN 40430  
 Çalı ma sıcaklı ı : -40 °C + 120 °C


### METRIC/PG CONDUIT GLANDS

AG Thread	Gray Code ■ RAL 7001	L. Gray Code ■ RAL 7035	Black Code ■ RAL 9005	A mm.	B mm.	D mm.	GL mm.	H mm.	L mm.	d mm.	d1 mm.
M 12 x 1,5	MHG 01	MHL 01	MHB 01	7	16	17,5	8	29	20	13,3	11,6
M 16 x 1,5	MHG 02	MHL 02	MHB 02	10	19	20	8	29	20	15,8	13,6
M 16 x 1,5	MHG 03	MHL 03	MHB 03	11	22,5	24	8	32	23	20	17,7
M 20 x 1,5	MHG 04	MHL 04	MHB 04	13	24,5	26	9	34	24	21,8	18,8
M 20 x 1,5	MHG 05	MHL 05	MHB 05	15	26	27,5	10	35	24	23,5	20,7
M 25 x 1,5	MHG 06	MHL 06	MHB 06	19	32	33,5	11	38	25,5	29,2	26,5
M 40 x 1,5	MHG 07	MHL 07	MHB 07	31,5	41	42	11	43	30,5	38	34,7
M 50 x 1,5	MHG 08	MHL 08	MHB 08	40,8	51,8	53	14	54	33	47,6	42,9
M 63 x 1,5	MHG 09	MHL 09	MHB 09	50	62	64	14	57	37	57,7	53,3
SPECIAL SIZE											
M 20 x 1,5	MHG 10	MHL 10	MHB 10	14,5	22,5	24	8	32	23	20	17
M 25 x 1,5	MHG 11	MHL 11	MHB 11	17,5	26	27,5	10	35	24	23,5	20,7
M 32 x 1,5	MHG 12	MHL 12	MHB 12	26,7	32	33,5	11	38	25,5	29,2	26,5
SPECIAL SIZE											
PG 7	OHG 01	OHL 01	OHB 01	7	16	17,5	8	29	20	13,3	11,6
PG 9	OHG 02	OHL 02	OHB 02	10	19	20	8	29	20	15,8	13,6
PG 11	OHG 03	OHL 03	OHB 03	13,5	22,5	24	8	32	23	20	17,7
PG 13,5	OHG 04	OHL 04	OHB 04	14	24,5	26	9	34	24	21,8	18,8
PG 16	OHG 05	OHL 05	OHB 05	16	26	27,5	10	35	24	23,5	20,7
PG 21	OHG 06	OHL 06	OHB 06	19	32	33,5	11	38	25,5	29,2	26,5
PG 29	OHG 07	OHL 07	OHB07	31,6	41	42	11	43	30,5	38	34,7
PG 36	OHG 08	OHL 08	OHB 08	40,8	51,8	53	14	54	33	47,6	42,9
PG 48	OHG 09	OHL 09	OHB 09	51	62	64	14	57	37	57,7	53,3

Halogen free

PRODUCT RANGE OVERVIEW



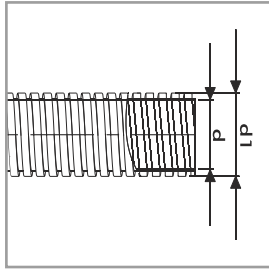


## FLEXIBLE SPIRAL CONDUITS METAL

### TECHNICAL DETAILS

Material : Galvanised steel  
 Protection class : IP40  
 Temperature range : -100 °C + 300 °C

Properties  
 High impact strength  
 High abrasion resistance  
 Halogen free  
 Low fire hazard  
 Self extinguishing  
 Full-shrink packing




### METAL SP RAL BORULAR

Hammaddesi : Galvaniz & kalay kaplı sac  
 Sürekli ısıya direnci : -100 °C + 300 °C

PRODUCT RANGE OVERVIEW

Code	Size	d mm.	d1 mm.	Roll Length mt.
OCGS 7	-	7,5	10,5	50
OCGS 9	1/4"	9	12	50
OCGS 11	3/8"	11	14	50
OCGS 13	3/8"	13	15,5	50
OCGS 14	-	14	17	50
OCGS 16	1/2"	16	19	50
OCGS 18	-	18	21	50
OCGS 21	3/4"	21	24	50
OCGS 26	1"	26	30	25
OCGS 29	-	29	33	25
OCGS 32	-	32	36	25
OCGS 35	1 1/4"	35	39	25
OCGS 37	-	37	41	25
OCGS 40	1 1/2"	40	44	25
OCGS 42	-	42	46	25
OCGS 45	-	45	49	25
OCGS 51	2"	51	55	25
OCGS 63	2 1/2"	63	67	25
OCGS 75	3"	75	80	25

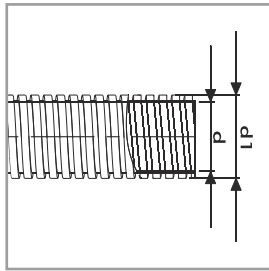


## FLEXIBLE SPIRAL CONDUITS PVC COATED METAL

### TECHNICAL DETAILS

Material	: Galvanised steel PVC coated
Color	: Black (RAL9005) Other colors available on request with reasonable qty.
Protection class	: IP54, IP65
Temperature range	: -15 °C + 70 °C

Properties  
High fatigue life  
High impact strength  
Self extinguishing  
High UV resistance (black)  
Full-shrink packing



### PVC KAPLI METAL SP RAL BORULAR


Hammaddesi	: Galvaniz & kalay kaplı sac
Renk	: Gri / Siyah
Kaplama	: PVC
Sürekli ısıya direnci	: -15 °C + 70 °C
Özellik	: Alev iletmez UV dayanımlı

### PRODUCT RANGE OVERVIEW

Code	Size	d mm.	d1 mm.	Roll Length mt.
OPCGS 7	-	7,5	11,5	50
OPCGS 9	1/4"	9	13	50
OPCGS 11	3/8"	11	15	50
OPCGS 13	3/8"	13	16,5	50
OPCGS 14	-	14	18	50
OPCGS 16	1/2"	16	20	50
OPCGS 18	-	18	22	50
OPCGS 21	3/4"	21	25	50
OPCGS 26	1"	26	31	25
OPCGS 29	-	29	34	25
OPCGS 32	-	32	37	25
OPCGS 35	1 1/4"	35	40	25
OPCGS 37	-	37	42	25
OPCGS 40	1 1/2"	40	45	25
OPCGS 42	-	42	47	25
OPCGS 45	-	45	50	25
OPCGS 51	2"	51	56	25
OPCGS 63	2 1/2"	63	68	25
OPCGS 75	3"	75	83	25





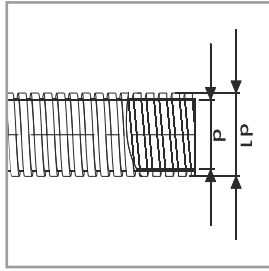


## FLEXIBLE SPIRAL CONDUITS TPV COATED

### TECHNICAL DETAILS

Material : Galvanised steel TPV coated  
 Protection class : IP54, IP65  
 Temperature range : -20 °C +100 °C

Properties  
 High impact strength  
 Halogen free  
 Low fire hazard  
 Self extinguishing  
 High UV resistance (black)  
 Full-shrink packing



### HALOGEN FREE KAPLI METAL SP RAL BORULAR


Hammaddesi : Galvaniz & kalay kaplı sac  
 Renk : Turuncu / siyah  
 Kaplama : TPV  
 Sürekli ısıya direnci : -20 °C + 100 °C  
 Özellik : Halogen free  
 Alev iletmez  
 UV dayanımlı

PRODUCT RANGE OVERVIEW

Code	Size	d mm.	d1 mm.	Roll Length mt.
OPCHF 7	-	7,5	11,5	50
OPCHF 9	1/4"	9	13	50
OPCHF 11	3/8"	11	115	50
OPCHF 13	3/8"	13	16,5	50
OPCHF 14	-	14	18	50
OPCHF 16	1/2"	16	20	50
OPCHF 18	-	18	22	50
OPCHF 21	3/4"	21	25	50
OPCHF 26	1"	26	31	25
OPCHF 29	-	29	34	25
OPCHF 32	-	32	37	25
OPCHF 35	1 1/4"	35	40	25
OPCHF 37	-	37	42	25
OPCHF 40	1 1/2"	40	45	25
OPCHF 42	-	42	47	25
OPCHF 45	-	45	50	25
OPCHF 51	2"	51	56	25
OPCHF 63	2 1/2"	63	68	25
OPCHF 75	3"	75	83	25

Halogen free

**tacflex**

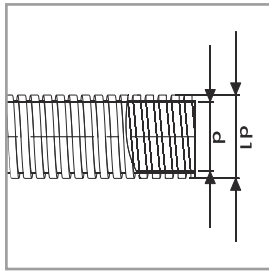


## FLEXIBLE SPIRAL CONDUITS STEEL WIRE OVER BRAIDING

### TECHNICAL DETAILS

Material : Galvanised steel galv. steel overbraid  
\* SS overbraid available on request  
Protection class : IP40  
Temperature range : -100 °C +300 °C

Properties  
High impact strength  
Halogen free  
Low fire hazard  
Self extinguishing  
High abrasion resistance  
EMC screening  
Full-shrink packing



### ÇELİK TEL ÖRGÜLÜ METAL SİRAL BORULAR

Hammaddesi : Galvaniz & kalay kaplı sac  
Örgü kaplaması : Galvaniz / Paslanmaz çelik  
Sürekli ısıya direnci : -100 °C + 300 °C  
Emc screen özelliği

PRODUCT RANGE OVERVIEW

Code	Size	d mm.	d1 mm.	Roll Length mt.
CTS 9	1/4"	9	14	50
CTS 10	1/4"	10	15	50
CTS 11	3/8"	11	16	50
CTS 13	3/8"	13	17,5	50
CTS 16	1/2"	16	21	50
CTS 21	3/4"	21	26	50
CTS 26	1"	26	32	25
CTS 35	1 1/4"	35	41	25
CTS 40	1 1/2"	40	46	25
CTS 51	2"	51	57	25

TACFLEX FLEXIBLE CONDUITS - Steel wire over braiding &gt;&gt;&gt;&gt;&gt;&gt;&gt;&gt;





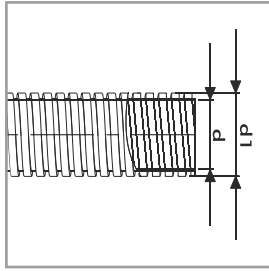
## FLEXIBLE SPIRAL CONDUITS STEEL WIRE OVER BRAIDING PVC COATED

### TECHNICAL DETAILS

Material : Galvanised steel PVC coated galv. steel  
overbraid - stainless steel overbraiding  
available on request

Protection class : IP65  
Temperature range : -15 °C +70 °C

Properties  
High impact strength  
Low fire hazard  
Self extinguishing  
High abrasion resistance  
EMC screening  
Full-shrink packing



### ÇEL K TEL ÖRGÜLÜ & PVC KAPLI METAL SP RAL BORULAR

Hammaddesi : Galvaniz & kalay kaplı sac  
1. kaplama : PVC  
2. kaplama : Galvaniz / Paslanmaz çelik  
PVC rengi : Siyah  
Sürekli ısıya direnci : -15 °C + 70 °C  
Emc screen özelli i

PRODUCT RANGE OVERVIEW

Code	Size	d mm.	d1 mm.	Roll Length mt.
CTPS 9	1/4"	9	15	50
CTPS 10	1/4"	10	16	50
CTPS 11	3/8"	11	17	50
CTPS 13	3/8"	13	18,5	50
CTPS 16	1/2"	16	22	50
CTPS 21	3/4"	21	27	50
CTPS 26	1"	26	33	25
CTPS 35	1 1/4"	35	42	25
CTPS 40	1 1/2"	40	47	25
CTPS 51	2"	51	58	25

TACFLEX FLEXIBLE CONDUITS - Steel wire over braiding



**tacflex**



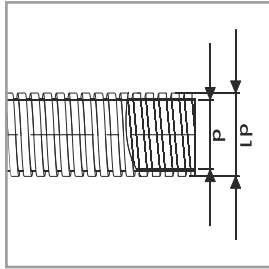
## FLEXIBLE SPIRAL CONDUITS STEEL WIRE OVER BRAIDING POLYAMIDE CONDUIT

### TECHNICAL DETAILS

Material : Galvanised steel wire overbraiding polyamide conduits  
\* stainless steel overbraiding available on request

Protection class : IP65  
Temperature range : -40 °C +120 °C

Properties  
High impact strength  
High abrasion resistance  
Apply with either ctpas fixed or swivel  
Full-shrink packing  
Halogen free  
Self extinguishing



### ÇELİK TEL ÖRGÜLÜ POLYAMİD SPİRAL BORULAR

Hammaddesi : Polyamide PA6 V2  
1. kaplama : Galvaniz çelik  
Spiral rengi : Gri - Siyah  
Sürekli ısıya direnci : -40 °C + 120 °C

PRODUCT RANGE OVERVIEW

Code	d mm.	d1 mm.	Roll Length mt.
CTPAS 7	6,5	12	100
CTPAS 8,5	8,5	14	100
CTPAS 9	10	15	100
CTPAS 11	12	17,8	50
CTPAS 13,5	14,2	20,4	50
CTPAS 16	16,5	23,2	50
CTPAS 21	23	30,4	50
CTPAS 29	29	36,5	25
CTPAS 36	36	44,5	25
CTPAS 48	48	56,5	25



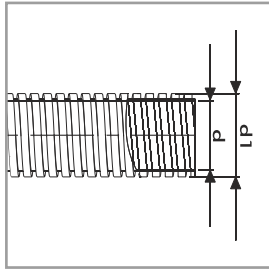


## FLEXIBLE SPIRAL CONDUITS LIQUID TIGHT

### TECHNICAL DETAILS

Material : Galvanised steel PVC coated liquid tight  
 Color : Black (RAL9005)  
 Other colors available on request with reasonable qty.  
 Protection class : IP66  
 Temperature range : -20 °C + 105 °C

Properties  
 High impact strength  
 Self extinguishing  
 High UV resistance (black)



### A İR H ZMET PVC KAPLI METAL SP RAL BORULAR

Hammaddesi : Galvaniz & kalay kaplı sac  
 Kaplama : PVC  
 Sürekli ısıya direnci : -20 °C + 105 °C  
 Özellik : Alev iletmez  
 UV dayanımlı  
 A ır hizmet tipi  
 Kırılmayı önleyici mühür ipli  
 Renk : Gri / Siyah

PRODUCT RANGE OVERVIEW

Code	Size	d mm.		d1 mm.		Roll Length mt.
LGT 10	1/4"	10,3	10,5	15,5	16	30
LGT 12	3/8"	12,3	12,7	17,5	18	30
LGT 16	1/2"	15,5	16,3	20,8	21,4	30
LGT 21	3/4"	20,9	21,3	26,2	26,5	30
LGT 27	1"	26,5	27	32,7	33,3	30
LGT 35	1 1/4"	35	35,5	41,5	42	15
LGT 40	1 1/2"	40	40,5	47,3	48,2	15
LGT 51	2"	51,5	51,9	59,5	60	15
LGT 63	2 1/2"	63	63,5	72,2	73	7,5
LGT 78	3"	78	78,5	88	88,5	7,5
LGT 91	3 1/2"	88,9	89,9	100,6	101,6	7,5
LGT 102	4"	101,6	102,6	113,3	114,3	7,5

TACFLEX LIQUID TIGHT LSF FLEXIBLE CONDUITS



**tacflex**

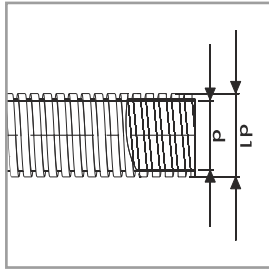


**FLEXIBLE SPIRAL CONDUITS  
LIQUID TIGHT HALOGEN FREE**

TECHNICAL DETAILS

Material : Galvanised steel TPV coated liquid tight  
Color : Black (RAL9005)  
Other colors available on request with reasonable qty.  
Protection class : IP66  
Temperature range : -20 °C + 100 °C

Properties  
High impact strength  
Self extinguishing  
High UV resistance (black)  
Halogen free  
Low fire hazard



HALOGEN FREE A IR H ZMET TPV KAPLI METAL SP RAL BORULAR


Hammaddesi : Galvaniz & kalay kapli sac  
Kaplama : TPV  
Sürekli ısıya direnci : -20 °C + 100 °C  
Özellik : Alev iletmez  
UV dayanımlı  
Halogen free  
A ır hizmet tipi  
Kırılmayı önleyici mühür ipli  
Renk : Gri / Siyah

PRODUCT RANGE OVERVIEW

Code	Size	d mm.		d1 mm.		Roll Length mt.
LGTHF 10	1/4"	10,3	10,5	15,5	16	30
LGTHF 12	3/8"	12,3	12,7	17,5	18	30
LGTHF 16	1/2"	15,5	16,3	20,8	21,4	30
LGTHF 21	3/4"	20,9	21,3	26,2	26,5	30
LGTHF 27	1"	26,5	27	32,7	33,3	30
LGTHF 35	1 1/4"	35	35,5	41,5	42	15
LGTHF 40	1 1/2"	40	40,5	47,3	48,2	15
LGTHF 51	2"	51,5	51,9	59,5	60	15
LGTHF 63	2 1/2"	63	63,5	72,2	73	7,5
LGTHF 78	3"	78	78,5	88	88,5	7,5
LGTHF 91	3 1/2"	88,9	89,9	100,6	101,6	7,5
LGTHF 102	4"	101,6	102,6	113,3	114,3	7,5





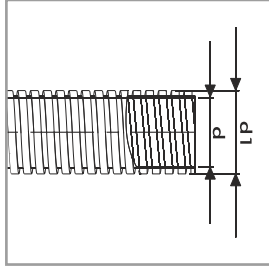


## FLEXIBLE SPIRAL CONDUITS STEEL WIRE OVER BRAIDING LIQUID TIGHT

### TECHNICAL DETAILS

Material	: Galvanised steel PVC coated steel wire over braiding liquid tight
Color	: Black (RAL9005) Other colors available on request with reasonable qty.
Protection class	: IP66
Temperature range	: -20 °C + 100 °C

Properties  
 High impact strength  
 Self extinguishing  
 High UV resistance (black)  
 High abrasion resistance  
 EMC screen



### A İR H ZMET ÇELİK TEL ÖRGÜLÜ PVC KAPLI METAL SPİRAL BORULAR

Hammaddesi	: Galvaniz & kalay kaplı sac
1. Kaplama	: PVC
2. Kaplama	: Galvaniz / paslanmaz çelik
Sürekli ısıya direnci	: -20 °C + 100 °C
Özellik	: Alev iletmez UV dayanımlı A ır hizmet tipi Kırılmayı önleyici mühür ipli EMC screen özelli i
Renk	: Gri / Siyah

PRODUCT RANGE OVERVIEW

Code	Size	d mm.		d1 mm.		Roll Length mt.
LGCT 10	1/4"	10,3	10,5	17,5	18	30
LGCT 12	3/8"	12,3	12,7	19,5	20	30
LGCT 16	1/2"	15,5	16,3	22,8	23,4	30
LGCT 21	3/4"	20,9	21,3	28,2	28,5	30
LGCT 27	1"	26,5	27	34,7	35,3	30
LGCT 35	1 1/4"	35	35,5	42,5	44	15
LGCT 40	1 1/2"	40	40,5	49,3	50,2	15
LGCT 51	2"	51,5	51,9	61,5	62	15
LGCT 63	2 1/2"	63	63,5	74,2	75	7,5
LGCT 78	3"	78	78,5	90	100,5	7,5
LGCT 91	3 1/2"	88,9	89,9	102,6	103,6	7,5
LGCT 102	4"	101,6	102,6	113,3	116,3	7,5

TACFLEX FLEXIBLE CONDUIT FITTINGS

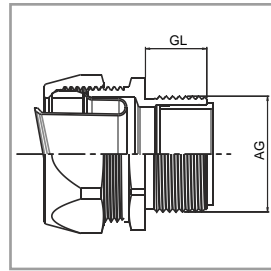
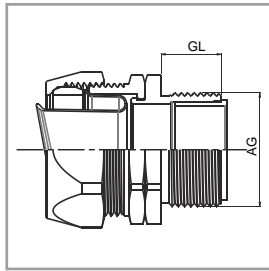


## FLEXIBLE SPIRAL CONDUIT FITTINGS LIQUID TIGHT FIXED & SWIVEL

### TECHNICAL DETAILS

Material	
Cap nut	: Brass with nickel plated
Ring	: PA6
Ferrule	: Aluminium / brass
Gland body	: Brass with nickel plated
O-ring	: NBR
Connection thread	: Metric (EN60423) / PG (DIN 40430)
Protection class	: IP67
Temperature range	: -45 °C +105 °C

Properties  
Easy to assemble  
Fixed or swivel body versions  
Apply with either LGT or CTS, CTPS conduits



### A İR H ZMET SP RAL BORU RAKORU SAB T & DÖNER D

Hammaddesi	: Piriç, nikel kaplı
Ba lanti di i M	: EN 60423
Ba lanti di i PG	: DIN 40430
Koruma sınıfı	: IP67
O-ring	: Nitril kauçuk
Uygun spiral	LGT-CTS-CTPS

### FIXED/SWIVEL BODY

Code		AG Thread		Spiral	GL	B	C
PG	Metric	PG	Metric	Measure	mm.	mm.	mm.
LSRP 00	LSRM 00	PG 7	M 12 x 1,5	LGT10 - 1/4"	10	20	22
LSRP 1A	LSRM 1A	PG 9	M 16 x 1,5	LGT10 - 1/4"	10	20	22
LSRP 01	LSRM 01	PG 11	M 16 x 1,5	LGT13 - 3/8"	11,5	24	26
LSRP 2A	-	PG 13,5	-	LGT16 - 1/2"	13	27	29
LSRP 02	LSRM 02	PG 16	M 20 x 1,5	LGT16 - 1/2"	13	27	29
LSRP 03	LSRM 03	PG 21	M 25 x 1,5	LGT21 - 3/4"	15	33	35
LSRP 04	LSRM 04	PG 29	M 32 x 1,5	LGT27 - 1"	15	43	45
LSRP 05	LSRM 05	PG 36	M 40 x 1,5	LGT35 - 1 1/4"	16	52	54
LSRP 06	LSRM 06	PG 42	M 50 x 1,5	LGT40 - 1 1/2"	18	60	63
LSRP 07	LSRM 07	PG 48	M 63 x 1,5	LGT51 - 2"	20	74	77
	LSRM 08		M 72 x 1,5	LGT63 - 2 1/2"	20	90	90
	LSRM 09		M 75 x 1,5	LGT78 - 3"	24	105	110
	LSRM 10		M 100 x 2	LGT102 - 4"	30	136	140
SWIVEL BODY							
LSRDP 00	LSRDM 00	PG 7	M 12 x 1,5	LGT10 - 1/4"	10	20	22
LSRDP 1A	LSRDM 1A	PG 9	M 16 x 1,5	LGT10 - 1/4"	10	20	22
LSRDP 01	LSRDM 01	PG 11	M 16 x 1,5	LGT13 - 3/8"	11,5	24	26
LSRDP 2A	-	PG 13,5	-	LGT16 - 1/2"	13	27	29
LSRDP 02	LSRDM 02	PG 16	M 20 x 1,5	LGT16 - 1/2"	13	27	29
LSRDP 03	LSRDM 03	PG 21	M 25 x 1,5	LGT21 - 3/4"	15	33	35
LSRDP 04	LSRDM 04	PG 29	M 32 x 1,5	LGT27 - 1"	15	43	45
LSRDP 05	LSRDM 05	PG 36	M 40 x 1,5	LGT35 - 1 1/4"	16	52	54
LSRDP 06	LSRDM 06	PG 42	M 50 x 1,5	LGT40 - 1 1/2"	18	60	63
LSRDP 07	LSRDM 07	PG 48	M 63 x 1,5	LGT51 - 2"	20	74	77
	LSRDM 08		M 72 x 1,5	LGT63 - 2 1/2"	20	90	90
	LSRDM 09		M 75 x 1,5	LGT78 - 3"	24	105	110
	LSRDM 10		M 100 x 2	LGT102 - 4"	30	136	140

PRODUCT RANGE OVERVIEW

IP67





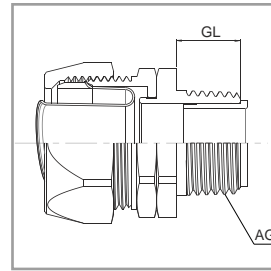
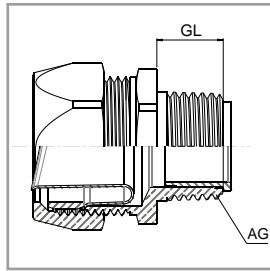
## FLEXIBLE SPIRAL CONDUIT FITTINGS NPT LIQUID TIGHT FIXED & SWIVEL

### TECHNICAL DETAILS

Material	
Cap nut	: Brass with nickel plated
Ring	: PA6
Ferrule	: Aluminium / brass
Gland body	: Brass with nickel plated
O-ring	: NBR
Connection thread	: NPT ANSI B1.20.1
Protection class	: IP67
Temperature range	: -45 °C +105 °C

### Properties

Easy to assemble  
Fixed or swivel body versions  
Apply with either LGT or CTS, CTPS conduits



### A İR H ZMET SP RAL BORU RAKORU SAB T & DÖNER D

Hammaddesi	: Pirinç, nikel kaplı
Ba lantı di i NPT	: NPT ANSI B1.20.1
Koruma sınıfı	: IP67
O-ring	: Nitril kauçuk
Uygun spiral	: LGT-CTS-CTPS

### NPT / FIXED/SWIVEL BODY

Code	AG Thread Npt	Spiral Measure	GL mm.	B mm.	C mm.
LSRN 00	1/4"	LGT10 - 1/4"	10	20	22
LSRN 01	3/8"	LGT13 - 3/8"	11,5	24	26
LSRN 02	1/2"	LGT16 - 1/2"	13	27	29
LSRN 03	3/4"	LGT21 - 3/4"	15	33	35
LSRN 04	1"	LGT27 - 1"	15	43	45
LSRN 05	1 1/4"	LGT35 - 1 1/4"	16	52	54
LSRN 06	1 1/2"	LGT40 - 1 1/2"	18	60	63
LSRN 07	2"	LGT51 - 2"	20	74	77
LSRN 08	2 1/2"	LGT63 - 2 1/2"	20	90	90
LSRN 09	3"	LGT78 - 3"	24	105	110
LSRN 10	4"	LGT102 - 4"	30	136	140
SWIVEL BODY					
LSRDN 00	1/4"	LGT10 - 1/4"	10	20	22
LSRDN 01	3/8"	LGT13 - 3/8"	11,5	24	26
LSRDN 02	1/2"	LGT16 - 1/2"	13	27	29
LSRDN 03	3/4"	LGT21 - 3/4"	15	33	35
LSRDN 04	1"	LGT27 - 1"	15	43	45
LSRDN 05	1 1/4"	LGT35 - 1 1/4"	16	52	54
LSRDN 06	1 1/2"	LGT40 - 1 1/2"	18	60	63
LSRDN 07	2"	LGT51 - 2"	20	74	77
LSRDN 08	2 1/2"	LGT63 - 2 1/2"	20	90	90
LSRDN 09	3"	LGT78 - 3"	24	105	110
LSRDN 10	4"	LGT102 - 4"	30	136	140

PRODUCT RANGE OVERVIEW

IP67

TACFLEX FLEXIBLE CONDUIT FITTINGS

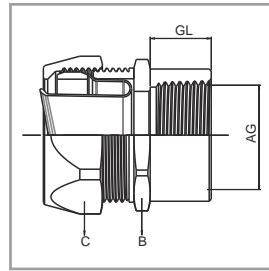
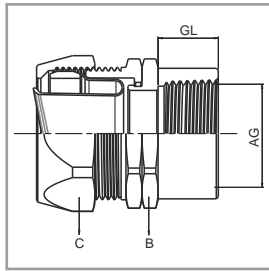


**FLEXIBLE SPIRAL CONDUIT FITTINGS LIQUID TIGHT FEMALE TYPE FIXED & SWIVEL**

TECHNICAL DETAILS

Material	
Cap nut	: Brass with nickel plated
Ring	: PA6
Ferrule	: Aluminium / brass
Gland body	: Brass with nickel plated
O-ring	: NBR
Connection thread	: Metric (EN60423) / PG (DIN 40430)
Protection class	: IP67
Temperature range	: -45 °C + 105 °C

Properties  
Easy to assemble  
Fixed or swivel body versions  
Apply with either LGT or CTS, CTPS conduits



**A İR H ZMET SP RAL BORU RAKORU  
D (BORU) T P SAB T & DÖNER D**

Hammaddesi	: Piriç, nikel kaplı
Ba lanti di i M	: EN 60423
Ba lanti di i PG	: DIN 40430
Koruma sınıfı	: IP67
O-ring	: Nitril kauçuk
Uygun spiral	LGT-CTS-CTPS

FIXED BODY

Code		AG Thread		Spiral Measure	GL mm.	B mm.	C mm.
PG	Metric	PG	Metric				
LSRPD 00	LSRMD 00	PG 7	M 12 x 1,5	LGT10 - 1/4"	10	20	22
LSRPD 1A	LSRMD 1A	PG 9	M 16 x 1,5	LGT10 - 1/4"	10	20	22
LSRPD 01	LSRMD 01	PG 11	M 16 x 1,5	LGT13 - 3/8"	11,5	24	26
LSRPD 2A	-	PG 13,5	-	LGT16 - 1/2"	13	27	29
LSRPD 02	LSRMD 02	PG 16	M 20 x 1,5	LGT16 - 1/2"	13	27	29
LSRPD 03	LSRMD 03	PG 21	M 25 x 1,5	LGT21 - 3/4"	15	33	35
LSRPD 04	LSRMD 04	PG 29	M 32 x 1,5	LGT27 - 1"	15	43	45
LSRPD 05	LSRMD 05	PG 36	M 40 x 1,5	LGT35 - 1 1/4"	16	52	54
LSRPD 06	LSRMD 06	PG 42	M 50 x 1,5	LGT40 - 1 1/2"	18	60	63
LSRPD 07	LSRMD 07	PG 48	M 63 x 1,5	LGT51 - 2"	20	74	77
	LSRMD 08		M 72 x 1,5	LGT63 - 2 1/2"	20	90	90
	LSRMD 09		M 75 x 1,5	LGT78 - 3"	24	105	110
	LSRMD 10		M 100 x 2	LGT102 - 4"	30	136	140

SWIVEL BODY

LSRDPD 00	LSRDMD 00	PG 7	M 12 x 1,5	LGT10 - 1/4"	10	20	22
LSRDPD 1A	LSRDMD 1A	PG 9	M 16 x 1,5	LGT10 - 1/4"	10	20	22
LSRDPD 01	LSRDMD 01	PG 11	M 16 x 1,5	LGT13 - 3/8"	11,5	24	26
LSRDPD 2A	-	PG 13,5	-	LGT16 - 1/2"	13	27	29
LSRDPD 02	LSRDMD 02	PG 16	M 20 x 1,5	LGT16 - 1/2"	13	27	29
LSRDPD 03	LSRDMD 03	PG 21	M 25 x 1,5	LGT21 - 3/4"	15	33	35
LSRDPD 04	LSRDMD 04	PG 29	M 32 x 1,5	LGT27 - 1"	15	43	45
LSRDPD 05	LSRDMD 05	PG 36	M 40 x 1,5	LGT35 - 1 1/4"	16	52	54
LSRDPD 06	LSRDMD 06	PG 42	M 50 x 1,5	LGT40 - 1 1/2"	18	60	63
LSRDPD 07	LSRDMD 07	PG 48	M 63 x 1,5	LGT51 - 2"	20	74	77
	LSRDMD 08		M 72 x 1,5	LGT63 - 2 1/2"	20	90	90
	LSRDMD 09		M 75 x 1,5	LGT78 - 3"	24	105	110
	LSRDMD 10		M 100 x 2	LGT102 - 4"	30	136	140

PRODUCT RANGE OVERVIEW

IP67



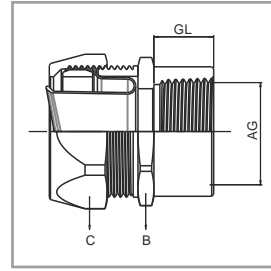
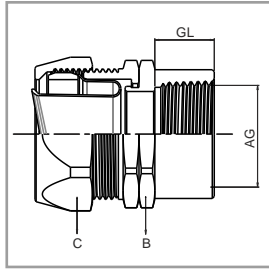


## FLEXIBLE SPIRAL CONDUIT FITTINGS LIQUID TIGHT NPT FEMALE TYPE FIXED & SWIVEL

### TECHNICAL DETAILS

Material	
Cap nut	: Brass with nickel plated
Ring	: PA6
Ferrule	: Aluminium / brass
Gland body	: Brass with nickel plated
O-ring	: NBR
Connection thread	: NPT ANSI B1.20.1
Protection class	: IP67
Temperature range	: -45 °C +105 °C

Properties  
 Easy to assemble  
 Fixed or swivel body versions  
 Apply with either LGT or CTS, CTPS conduits



### A İR H ZMET SP RAL BORU RAKORU D (BORU) T P SAB T & DÖNER D

Hammaddesi	: Piriç, nikel kaplı
Ba lanti di i NPT	: NPT ANSI B1.20.1
Koruma sınıfı	: IP67
O-ring	: Nitril kauçuk
Uygun spiral	: LGT-CTS-CTPS

### NPT / FIXED BODY

Code	NPT Thread	Spiral Measure	GL mm.	B mm.	C mm.
LSRND 00	1/4"	LGT10 - 1/4"	10	20	22
LSRND 01	3/8"	LGT13 - 3/8"	11,5	24	26
LSRND 02	1/2"	LGT16 - 1/2"	13	27	29
LSRND 03	3/4"	LGT21 - 3/4"	15	33	35
LSRND 04	1"	LGT27 - 1"	15	43	45
LSRND 05	1 1/4"	LGT35 - 1 1/4"	16	52	54
LSRND 06	1 1/2"	LGT40 - 1 1/2"	18	60	63
LSRND 07	2"	LGT51 - 2"	20	74	77
LSRND 08	2 1/2"	LGT63 - 2 1/2"	20	90	90
LSRND 09	3"	LGT78 - 3"	24	105	110
LSRND 10	4"	LGT102 - 4"	30	136	140

### SWIVEL BODY

LSRDND 00	1/4"	LGT10 - 1/4"	10	20	22
LSRDND 01	3/8"	LGT13 - 3/8"	11,5	24	26
LSRDND 02	1/2"	LGT16 - 1/2"	13	27	29
LSRDND 03	3/4"	LGT21 - 3/4"	15	33	35
LSRDND 04	1"	LGT27 - 1"	15	43	45
LSRDND 05	1 1/4"	LGT35 - 1 1/4"	16	52	54
LSRDND 06	1 1/2"	LGT40 - 1 1/2"	18	60	63
LSRDND 07	2"	LGT51 - 2"	20	74	77
LSRDND 08	2 1/2"	LGT63 - 2 1/2"	20	90	90
LSRDND 09	3"	LGT78 - 3"	24	105	110
LSRDND 10	4"	LGT102 - 4"	30	136	140

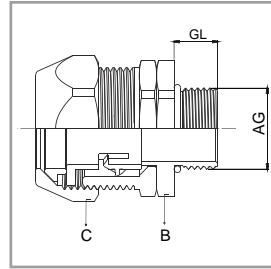
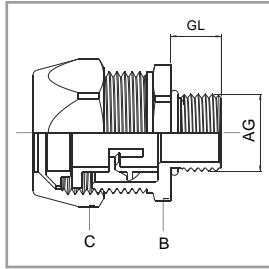


## STEEL WIRE OVER BRAIDING PLASTIC CONDUIT FITTINGS FIXED & SWIVEL

### TECHNICAL DETAILS

Material	: Brass with nickel plated
Cap nut	: PA6
Conduit holder	: PA6
Armour clamp	: Brass
Gland body	: Brass with nickel plated
O-ring	: NBR
Connection thread	: Metric (EN60423) / PG (DIN 40430)
Protection class	: IP67
Temperature range	: -30 °C + 100 °C

Properties  
Easy to assemble  
Fixed or swivel body versions  
Apply with either CTPAS conduits



### ÇEL K TEL ÖRGÜLÜ POLYAM D SP RAL RAKORLARI SAB T & DÖNER T P

Hammaddesi	: Piriç, nikel kaplı
Ba lantı di i M	: EN 60423
Ba lantı di i PG	: DIN 40430
Koruma sınıfı	: IP67
O-ring	: Nitril kauçuk
Uygun spiral	: CTPAS

### FIXED/SWIVEL BODY

Code		AG Thread		Spiral Measure	GL mm.	B mm.	C mm.
PG	Metric	PG	Metric				
LSRPAG 13-PG9	LSRPAG 13-M16	PG 9	M 16 x 1,5	CTPAS-09	10	24	26
LSRPAG 15-PG11	LSRPAG 15-M16	PG 11	M 16 x 1,5	CTPAS-11	10	28	30
LSRPAG 18-PG13,5	LSRPAG 18-M20	PG13,5	M 20 x 1,5	CTPAS-13,5	10	32	35
LSRPAG 21-PG16	LSRPAG 21-M20	PG 16	M 20 x 1,5	CTPAS-16	10	35	35
LSRPAG 28-PG21	LSRPAG 28-M25	PG 21	M 25 x 1,5	CTPAS-21	14	45	45
LSRPAG 34-PG29	LSRPAG 34-M32	PG 29	M 32 x 1,5	CTPAS-29	15	50	50
LSRPAG 42-PG36	LSRPAG 42-M40	PG 36	M 40 x 1,5	CTPAS-36	15	60	60
LSRPAG 54-PG42	LSRPAG 54-M50	PG 42	M 50 x 1,5	CTPAS-48	15	70	75
LSRPAG 54-PG48	LSRPAG 54-M63	PG 48	M 63 x 1,5	CTPAS-48	15	70	75

### SWIVEL BODY

LSRDPA 13-PG9	LSRDPA 13-M16	PG 9	M 16 x 1,5	CTPAS-09	10	24	26
LSRDPA 15-PG11	LSRDPA 15-M16	PG 11	M 16 x 1,5	CTPAS-11	10	28	30
LSRDPA 18-PG13,5	LSRDPA 18-M20	PG13,5	M 20 x 1,5	CTPAS-13,5	10	32	35
LSRDPA 21-PG16	LSRDPA 21-M20	PG 16	M 20 x 1,5	CTPAS-16	10	35	35
LSRDPA 28-PG21	LSRDPA 28-M25	PG 21	M 25 x 1,5	CTPAS-21	14	45	45
LSRDPA 34-PG29	LSRDPA 34-M32	PG 29	M 32 x 1,5	CTPAS-29	15	50	50
LSRDPA 42-PG36	LSRDPA 42-M40	PG 36	M 40 x 1,5	CTPAS-36	15	60	60
LSRDPA 54-PG42	LSRDPA 54-M50	PG 42	M 50 x 1,5	CTPAS-48	15	70	75
LSRDPA 54-PG48	LSRDPA 54-M63	PG 48	M 63 x 1,5	CTPAS-48	15	70	75

## TACFLEX FLEXIBLE CONDUIT FITTINGS



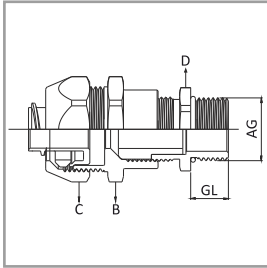

## LIQUID TIGHT SPIRAL CONDUIT FITTINGS WITH CABLE HOLDER

### TECHNICAL DETAILS

Material	: Brass with nickel plated
Cap nut	: PA6
Clamping insert	: PA6
Sealing ring	: TPV
Ring	: Polyethylene
Ferrule	: Aluminium / brass
Gland body	: Brass with nickel plated
O-ring	: NBR
Connection thread	: Metric (EN60423) / PG (DIN 40430)
Protection class	: IP67
Temperature range	: -30 °C +100 °C

### Properties

Easy to assemble  
Fixed or swivel body versions  
Apply with either LGT or CTS, CTPS conduits



### A İR H ZMET KABLO TUTUCULU SP RAL BORU RAKORU SAB İT & DÖNER İD

Hammaddesi	: Pirinç, nikel kaplı
Ba lantı di i M	: EN 60423
Ba lantı di i PG	: DIN 40430
Koruma sınıfı	: IP67
O-ring	: Nitril kauçuk
Uygun spiral	: LGT-CTS-CTPS

### PG FIXED BODY

Code	AG Thread	Spiral Measure	GL mm.	B mm.	C mm.	D mm.	Cables mm.
MLSRP 00	PG 7	10 - 1/4"	6	20	22	14	3-6,5
MLSRP 1A	PG 9	10 - 1/4"	6	20	22	17	4-8
MLSRP 01	PG 11	13 - 3/8"	6	24	26	20	5-10
MLSRP 2A	PG 13,5	16 - 1/2"	6,5	27	29	22	6-12
MLSRP 02	PG 16	16 - 1/2"	6,5	27	29	24	10-14
MLSRP 03	PG 21	21 - 3/4"	7	33	35	30	13-18
MLSRP 04	PG 29	26 - 1"	8	43	45	40	18-25
MLSRP 05	PG 36	35 - 1 1/4"	10	52	54	50	22-32
MLSRP 06	PG 42	40 - 1 1/2"	12	60	63	57	30-38
MLSRP 07	PG 48	51 - 2"	14	74	77	64	33-44

### METRIC FIXED BODY

Code	AG Thread	Spiral Measure	GL mm.	B mm.	C mm.	D mm.	Cables mm.
MLSRM 00	M 12 x 1,5	10 - 1/4"	6	20	22	14	3-6,5
MLSRM 1A	M 16 x 1,5	10 - 1/4"	7	20	22	18	4-8
MLSRM 01	M 16 x 1,5	13 - 3/8"	7	24	26	18	4-8
MLSRM 02	M 20 x 1,5	16 - 1/2"	8	27	29	22	6-12
MLSRM 03	M 25 x 1,5	21 - 3/4"	8	33	35	27	10-14
MLSRM 04	M 32 x 1,5	26 - 1"	9	43	45	34	13-18
MLSRM 05	M 40 x 1,5	35 - 1 1/4"	9	52	54	43	18-25
MLSRM 06	M 50 x 1,5	40 - 1 1/2"	9	60	63	55	22-32
MLSRM 07	M 63 x 1,5	51 - 2"	14	74	77	68	33-44
MLSRM 08	M 72 x 1,5	63 - 2 1/2"	20	90	90	85	45-55
MLSRM 09	M 75 x 1,5	78 - 3"	20	105	110	90	50-63
MLSRM 10	M 100 x 2	102 - 4"	20	136	140	100	60-70

\* Swivel body versions are available too.



TACFLEX FLEXIBLE CONDUIT FITTINGS

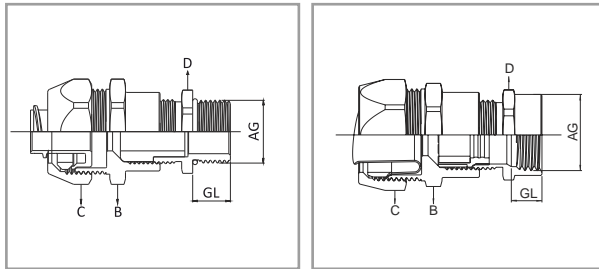


## LIQUID TIGHT SPIRAL CONDUITS FITTINGS NPT WITH CABLE HOLDER MALE/FEMALE

### TECHNICAL DETAILS

Material	: Brass with nickel plated
Cap nut	: PA6
Clamping insert	: TPV
Sealing ring	: Polyethylene
Ring	: Aluminium / brass
Ferrule	: NBR
Gland body	: NPT ANSI B1.20.1
O-ring	: IP67
Connection thread	: -30 °C +100 °C
Protection class	
Temperature range	

Properties  
Easy to assemble  
Fixed or swivel body versions  
Apply with either LGT or CTS, CTPS conduits



### A IR H ZMET KABLO TUTUCULU SP RAL BORU RAKORU PANO T P (ERKEK) & D (BORU) T P

Hammaddesi	: Piring, nikel kapli
Ba lanti di i NPT	: NPT ANSI B1.20.1
Koruma sınıfı	: IP67
O-ring	: Nitril kauçuk
Uygun spiral	: LGT-CTS-CTPS

### NPT / MALE TYPE

Code	NPT Thread	Spiral Measure	GL mm.	B mm.	C mm.	D mm.	Cables mm.
MLSRN 00	1/4"	10 - 1/4"	10	20	22	14	3-6,5
MLSRN 1A	3/8"	10 - 1/4"	10	20	22	18	4-8
MLSRN 01	3/8"	13 - 3/8"	11,5	24	26	20	5-10
MLSRN 2A	1/2"	16 - 1/2"	13	27	29	22	6-12
MLSRN 02	1/2"	16 - 1/2"	13	27	29	24	10-14
MLSRN 03	3/4"	21 - 3/4"	15	33	35	30	13-18
MLSRN 04	1"	26 - 1"	15	43	45	40	18-25
MLSRN 05	1 1/4"	35 - 1 1/4"	16	52	54	50	22-32
MLSRN 06	1 1/2"	40 - 1 1/2"	18	60	63	55	30-38
MLSRN 07	2"	51 - 2"	20	74	77	65	33-44
MLSRN 08	2 1/2"	63 - 2 1/2"	20	90	90	75	45-55
MLSRN 09	3"	78-3"	24	105	110	90	50-63
MLSRN 10	4"	102-4"	30	136	140	100	60-70

### NPT / FEMALE TYPE

MLSRND 00	1/4"	10 - 1/4"	10	20	22	14	3-6,5
MLSRND 1A	3/8"	10 - 1/4"	10	20	22	18	4-8
MLSRND 01	3/8"	13 - 3/8"	11,5	24	26	20	5-10
MLSRND 2A	1/2"	16 - 1/2"	13	27	29	22	6-12
MLSRND 02	1/2"	16 - 1/2"	13	27	29	24	10-14
MLSRND 03	3/4"	21 - 3/4"	15	33	35	30	13-18
MLSRND 04	1"	26 - 1"	15	43	45	40	18-25
MLSRND 05	1 1/4"	35 - 1 1/4"	16	52	54	50	22-32
MLSRND 06	1 1/2"	40 - 1 1/2"	18	60	63	55	30-38
MLSRND 07	2"	51 - 2"	20	74	77	65	33-44
MLSRND 08	2 1/2"	63 - 2 1/2"	20	90	90	75	45-55
MLSRND 09	3"	78-3"	24	105	110	90	50-63
MLSRND 10	4"	102-4"	30	136	140	100	60-70

PRODUCT RANGE OVERVIEW

IP67



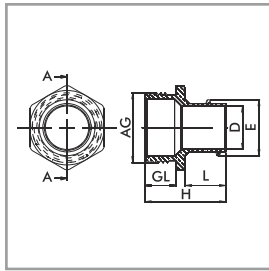


## FLEXIBLE SPIRAL CONDUIT FITTINGS FIXED BODY

### TECHNICAL DETAILS

Material	
Ring	: Brass with nickel plated
Fixed gland body	: Brass with nickel plated
O-ring	: NBR
Connection thread	: Metric (EN60423) / PG (DIN 40430)
Protection class	: IP54
Temperature range	: -30 °C +100 °C


Properties  
 Easy to assemble  
 Fixed or swivel body versions  
 Apply with either OCGS or OPCGS conduits



### SABIT DÖNEN SİRALI BORU RAKORU

Hammaddesi	: Pirinç, nikel kaplı
Bağlantı dişi M	: EN 60423
Bağlantı dişi PG	: DIN 40430
Koruma sınıfı	: IP54
O-ring	: Nitril kauçuk
Uygun spiral	: OCGS-OPCGS

### METRIC/PG THREAD FIXED BODY

AG Thread	Code	H mm.	GL mm.	L mm.	D mm.	 mm.	E mm.
M 12 x 1,5	MMR 12	24	8	13	6	15	7,5 x 11,5
M 16 x 1,5	MMR 16	24	8	13	7	20	9 x 13
M 16 x 1,5	MMR 116	26	10	13	9	20	11 x 15
M 20 x 1,5	MMR 20	26	10	13	12	22	14 x 18
M 20 x 1,5	MMR 120	26	10	13	14	22	16 x 20
M 25 x 1,5	MMR 25	27	10	13	18	28	21 x 25
M 32 x 1,5	MMR 32	31	12	15	23	35	26 x 31
M 40 x 1,5	MMR 40	36	14	17	33,5	45	37 x 42
M 50 x 1,5	MMR 50	36	14	17	37	55	40 x 45
M 63 x 1,5	MMR 63	36	14	17	46	65	51 x 56
PG 7	MPR 7	24	8	13	6	15	7,5 x 11,5
PG 9	MPR 9	24	8	13	7	17	9 x 13
PG 11	MPR 11	26	10	13	9	20	11 x 15
PG 13,5	MPR 13,5	26	10	13	12	22	14 x 18
PG 16	MPR 16	26	10	13	14	24	16 x 20
PG 21	MPR 21	27	10	13	18	30	21 x 25
PG 29	MPR 29	31	12	15	23	40	26 x 31
PG 36	MPR 36	36	14	17	33,5	50	37 x 42
PG 42	MPR 42	36	14	17	37	60	40 x 45
PG 48	MPR 48	36	14	17	46	65	51 x 56

PRODUCT RANGE OVERVIEW

t3c1

TACFLEX FLEXIBLE CONDUIT FITTINGS

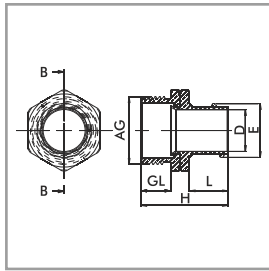


## FLEXIBLE SPIRAL CONDUIT FITTINGS SWIVEL BODY

### TECHNICAL DETAILS

Material	
Ring	: Brass with nickel plated
Swivel gland body	: Brass with nickel plated
O-ring	: NBR
Connection thread	: Metric (EN60423) / PG (DIN 40430)
Protection class	: IP54
Temperature range	: -30 °C +100 °C

Properties  
Easy to assemble  
Fixed or swivel body versions  
Apply with either OCGS or OPCGS conduits



### DÖNER D SP RAL BORU RAKORU

Hammaddesi	: Piriç, nikel kaplı
Ba lantı di i M	: EN 60423
Ba lantı di i PG	: DIN 40430
Koruma sınıfı	: IP54
O-ring	: Nitril kauçuk
Uygun spiral	: OCGS-OPCGS

### METRIC/PG THREAD SWIVEL BODY

AG Thread	Code	H mm.	GL mm.	L mm.	D mm.	mm.	E mm.
M 12 x 1,5	MDM 12	27	8	13	6	15	7,5 x 11,5
M 16 x 1,5	MDM 16	27	8	13	7	20	9 x 13
M 16 x 1,5	MDM 116	29	10	13	9	20	11 x 15
M 20 x 1,5	MDM 20	29	10	13	12	22	14 x 18
M 20 x 1,5	MDM 120	29	10	13	14	22	16 x 20
M 25 x 1,5	MDM 25	31	10	13	18	28	21 x 25
M 32 x 1,5	MDM 32	35	12	15	23	35	26 x 31
M 40 x 1,5	MDM 40	41	14	17	33,5	45	37 x 42
M 50 x 1,5	MDM 50	41	14	17	37	55	40 x 45
M 63 x 1,5	MDM 63	41	14	17	46	65	51 x 56
PG 7	MDP 7	27	8	13	6	15	7,5 x 11,5
PG 9	MDP 9	27	8	13	7	17	9 x 13
PG 11	MDP 11	29	10	13	9	20	11 x 15
PG 13,5	MDP 13,5	29	10	13	12	22	14 x 18
PG 16	MDP 16	29	10	13	14	24	16 x 20
PG 21	MDP 21	31	10	13	18	30	21 x 25
PG 29	MDP 29	35	12	15	23	40	26 x 31
PG 36	MDP 36	41	14	17	33,5	50	37 x 42
PG 42	MDP 42	41	14	17	37	60	40 x 45
PG 48	MDP 48	41	14	17	46	65	51 x 56

PRODUCT RANGE OVERVIEW

tSd



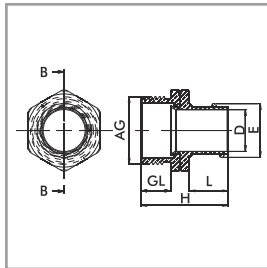


## FLEXIBLE SPIRAL CONDUIT FITTINGS NPT FIXED BODY

### TECHNICAL DETAILS

Material	
Ring	: Brass with nickel plated
Swivel gland body	: Brass with nickel plated
O-ring	: NBR
Connection thread	: NPT ANSI B1.20.1
Protection class	: IP54
Temperature range	: -30 °C +100 °C

Properties  
 Easy to assemble  
 Fixed or swivel body versions  
 Apply with either OCGS or OPCGS conduits



### SAB T D SP RAL BORU RAKORU

Hammaddesi	: Piriç, nikel kaplı
Ba lantı di i NPT	: NPT ANSI B1.20.1
Koruma sınıfı	: IP54
O-ring	: Nitril kauçuk
Uygun spiral	: OCGS-OPCGS

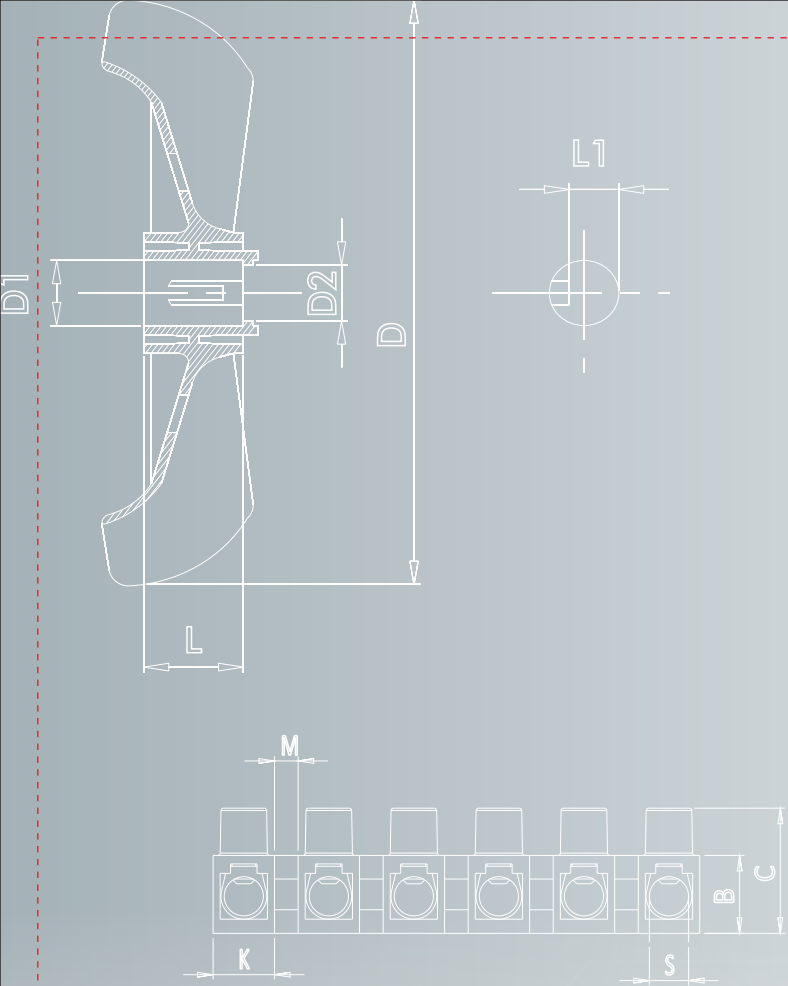
### NPT / FIXED

NPT Thread	Code	H mm.	GL mm.	L mm.	D mm.	mm.	E mm.
1/4"	MNR14	26	10	13	6	15	7,5 x 11,5
3/8"	MNR 38	27,5	11,5	13	7	18	9 x 13
3/8"	MNR 138	27,5	11,5	13	9	18	11 x 15
3/8"	MNR238	27,5	11,5	13	11	19	13 x 16,5
1/2"	MNR 12	29	13	13	12	22	14 x 18
1/2"	MNR 122	29	13	13	14	22	16 x 20
3/4"	MNR 34	32	15	13	18	28	21 x 25
1"	MNR 100	34	15	15	23	35	26 x 31
1 1/4"	MNR 114	38	16	17	33,5	45	37 x 42
1 1/2"	MNR 112	40	18	17	37	50	40 x 45
2"	MNR 200	42	20	17	46	65	51 x 56



PRODUCT RANGE OVERVIEW

IP54

\* Swivel body versions are also available.



## CONNECTORS & OTHER PRODUCTS





## ORTAC WATERPROOF & SUPERSEAL CONNECTORS

### ORTAC CUSTOMIZED CONNECTORS



#### LED WATERPROOF CONNECTORS

##### TECHNICAL DETAILS

Contact	: Brass with nickel plated
Current Rating	: 2pin:5A - 4pin:3A
Voltage Rating	: 220V AC
Contact Resistance	: < 10M ?
Insulation Resistance	: < 1000M ? at DC 500 V
Breakdown Voltage	: 1,5KV / 1 min.
Temperature Rate	: -30~85°C
Durability (Plug/Unplug)	: 3000 times
Waterproof Rating	: IP67
Cable Max. Dia	: 2pin/4pin: Ø 6mm
Pins Range	: 2,4 pin
Certificate	: CE; RoHS



#### Waterproof Connector

Available Cable Sizes: 2x0,75, 4x0,50

Available pin Sizes: 2,4

Application Area: LED technologies, Superior industrial machines and equipments, power&signal control compenents.

### ORTAC CUSTOMIZED CONNECTORS



#### SUPERSEAL CONNECTORS

##### TECHNICAL DETAILS

Material	: Housing and secondary lock: polyamide 6.6 glass filled
Resistant to	: Ozone, salts (CACI-NACI), gasoline, disel fuel, brake fluid detergents, anti-freeze coolant, transmission gear lubricant, motor oil.
Waterproof Rating	: IP67
Temperature Rate	: -40 °C +125 °C
Insulation Resistance	: Min. 200 M?
Dielectric with standing voltage	: 1500 Vrms
Temperature Rise	: See fig. 1 diagram
TAB	:
Material	: Brass tin plated laceless contact
Wire size Range	: 20-16 AWG
Current Rating	: 14 Amp maximum
Insertion force	: Max. 8 N
Contact Resistance	: Max 3 m? (test current 10 mA)



#### Superseal Connector

Available Cable Sizes: 2x0,50,2x0,75 2x1 / 3x0,50,3x0,75,3x1 / 4x0,50,4x0,75,4x1

Available pin Sizes: 2,3,4

Application Area: Automative & Lighting industries to connect cables with safety way.

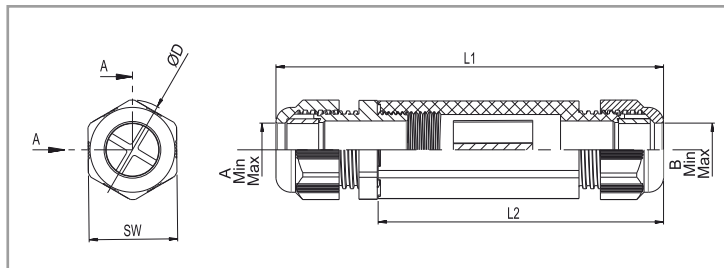


## tubegl and



### TECHNICAL DETAILS

Material	: Polyamide PA6 V2
Cap nut	: TPV
Sealing ring	: TPV
Gland Body	: Polyamide PA6 V2
Body	: Polyamide PA6 V2
Seperator	: Polyamide PA6 V2
Inner terminal	: Polyamide PA6 V2
O-ring	: NBR
Connection Thread	: Metric (EN 60423)
Protection Class	: IP68 5 bar
Temperature	: -20 °C +100 °C -30 °C +150 °C (short term)
Benefits	
UV resistance	
Various application & combinations	
Wide cable range	
Easy to assemble	
Halogen free	



PRODUCT RANGE OVERVIEW

AG Thread	Code With Seperator	Code With Terminal	L1 mm.	L2 mm.	D mm.	mm.	A mm.	B mm.
M 25 x 1,5	OTG 01	OTGT 01	127	93,5	32,6	29	11-17	11-17
M 25 x 1,5	OTG 02	OTGT 02	127	93,5	32,6	29	11-17	13-18
M 25 x 1,5	OTG 03	OTGT 03	127	93,5	32,6	29	11-17	9-14
M 25 x 1,5	OTG 04	OTGT 04	127	93,5	32,6	29	11-17	9-16
M 25 x 1,5	OTG 05	OTGT 05	127	93,5	32,6	29	11-17	6-12
M 25 x 1,5	OTG 06	OTGT 06	127	93,5	32,6	29	9-14	9-14
M 25 x 1,5	OTG 07	OTGT 07	127	93,5	32,6	29	11-17	4-10
M 25 x 1,5	OTG 08	OTGT 08	127	93,5	32,6	29	9-14	4-10
M 25 x 1,5	OTG 09	OTGT 09	127	93,5	32,6	29	9-14	6-12
M 25 x 1,5	OTG 10	OTGT 10	127	93,5	32,6	29	9-14	9-16
M 25 x 1,5	OTG 11	OTGT 11	127	93,5	32,6	29	9-14	13-18
M 25 x 1,5	OTG 12	OTGT 12	127	93,5	32,6	29	9-14	11-17

TUB-TERM / TUBEGLAND TERMINALS

Product code	: TBT
Material	: Polyamide 6
Inside material	: Stainless Steel
Temperature rating	: -20 °C +100 °C
Available cable sizes	: 0,5 / 0,75 / 1 / 1,5 / 2
Available cable pin size	: 4 pin
Application area	: Automative, lighting industries, led technologies



## ORTAC RJ-45 CABLE GLANS





## RJ-45 CABLE GLANDS

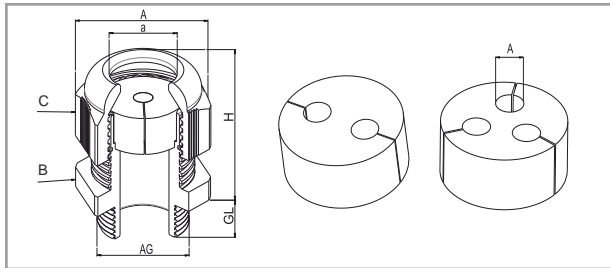
### BRASS - POLYAMIDE

#### TECHNICAL DETAILS

Material	: Polyamide PA6 V2 / Brass with nickel plated
Cap nut	: TPV (special seal for RJ-45 cables)
Sealing ring	: TPV (special seal for RJ-45 cables)
Gland body	: Polyamide PA6 V2 / Brass with nickel plated
O-ring	: NBR (optional)
Connection thread	: Metric (EN 60423) / PG (DIN 40430)
Protection class	: IP68
Temperature	: -20 °C +100 °C -30 °C +150 °C (short term)

#### Benefits

Designed and produced to use with RJ-45 cables  
 Various seal options (multiholes)  
 Wide cable range  
 Easy to assemble  
 Halogen free



PRODUCT RANGE OVERVIEW

AG Thread	Gray Code	L. Gray Code	Black Code	H mm.	GL mm.	B mm.	C	A mm.
PG 13,5	ORG04-SR05	ORL04-SR05	ORB04-SR05	29	9	24	24	5
PG 16	ORG05-SR05	ORL05-SR05	ORB05-SR05	33	9	27	27	5
PG 21	ORG06-SR05	ORL06-SR05	ORB06-SR05	38	11	33	33	5
PG 21	ORG06A5-SR	ORL06A5-SR	ORB06A5-SR	38	11	33	33	2x5
PG 21	ORG06B5-SR	ORL06B5-SR	ORB06B5-SR	38	11	33	33	3x5
PG 29	ORG07-SR05	ORL07-SR05	ORB07-SR05	41	11	42	42	5
M 20	OMRG04-SR05	OMRL04-SR05	OMRB04-SR05	29	10	24	24	5
M 20	OMRG05-SR05	OMRL05-SR05	OMRB05-SR05	33	10	27	27	5
M 25	OMRG06-SR05	OMRL06-SR05	OMRB06-SR05	38	10	33	33	5
M 25	OMRG06A5-SR	OMRL06A5-SR	OMRB06A5-SR	38	10	33	33	2x5
M 25	OMRG06B5-SR	OMRL06B5-SR	OMRB06B5-SR	38	10	33	33	3x5
M 32	OMRG07-SR05	OMRL07-SR05	OMRB07-SR05	41	10	42	42	5

#### BRASS CABLE GLANDS

PG 13,5	OPBG04-SR05			26,5	6,5	22	22	5
PG 16	OPBG05-SR05			28	6,5	24	24	5
PG 21	OPBG06-SR05			31,5	7	30	30	5
PG 21	OPBG06A5-SR			31,5	7	30	30	2x5
PG 21	OPBG06B5-SR			31,5	7	30	30	3x5
PG 29	OPBG07-SR05			38	8	40	40	5
M 20	OMBG03-SR05			26,5	8	22	22	5
M 25	OMBG04-SR05			28	8	27	24	5
M 32	OMBG06-SR05			31,5	9	34	34	5
M 32	OMBG06A5-SR			31,5	9	34	34	2x5
M 32	OMBG06B5-SR			31,5	9	34	34	3x5
M 40	OMBG07SR05			38	9	43	40	5

ORTAC SOCKET TERMINALS



## SOCKET TERMINALS



### TECHNICAL DETAILS

Material	
Contacts	: Polyamide 6 V2 / V0
Color	: Brass with nickel plated
Voltage Rating	: Black / White
Temperature	: 250V
Current Rating	: -20 °C +100 °C
Protection Class	: IP20
	IP40 (Once Installed Sockets)

**Benefits**  
Electrical equipment, lighting fixtures and installation systems provides insulation protection against unintended touch both desinged to avoid faulty plugging



SK 103K

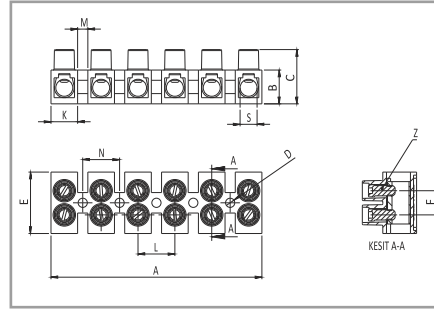
PRODUCT RANGE OVERVIEW

Code	Size	Nominal Cross Section	Pole Size (pin)	Color
SK 102	No 1	2,5 - 4	2	Black-White
SK 103	No 1	2,5 - 4	3	Black-White
SK 104	No 1	2,5 - 4	4	Black-White
SK 120	No 1	2,5 - 4	12	Black-White
SK 103K	No 1	2,5 - 4	3	Black-White

## TERMINALS

### ORTAC PLASTIC SCREW TERMINALS

EN	TR
Material : Polyamide Polycarbonate Polyethylene	Hammaddesi : Polyamid Polikarbonat Polietilen
Insert : Brass, nickel plated	ç bara : Pirinç, nikel kaplı
Temperature : -20 +100 °C	Çalışma Sıcaklığı : -20 +100 °C
Current rating : EN 60998-2-1 24 Amp	Akım kapasitesi : EN 60998-2-1 24 Amp
Voltage rating : 400 V	Gerilim : 400 V

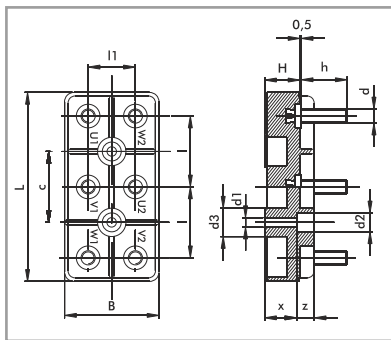


### SIRA KLEMENSLER



Code	Type mm.	Size	Number of ways	A mm.	B mm.	C mm.	D mm.	E mm.	F mm.	K mm.	L mm.	M mm.	N mm.	S mm.	Z mm.
YPLS 01	2,5 - 4	01	12	117,5	10	17,5	3,5	19,5	7,6	6,5	10	3,5	10	4,5	M 3
YPLS 02	4 - 6	02	12	135	10,5	18,7	4	21,3	8,6	7,7	11,6	4	11,6	5,5	M 3,5
YPLS 03	6 - 10	03	10	142	12,5	21,5	4	22	10,2	10	14,5	4,5	14,7	7	M 4
YPLS 04	10 - 16	04	6	97,5	15,2	25	5	30	11,5	11,85	16,85	5	14,85	9	M 5
YPLS 05	16 - 25	05	6	103,5	16,7	26,7	5	30	11,8	13	18	5	18	10	M 5

## MOTOR KLEMENSLER



### ORTAC WIRE CONNECTORS

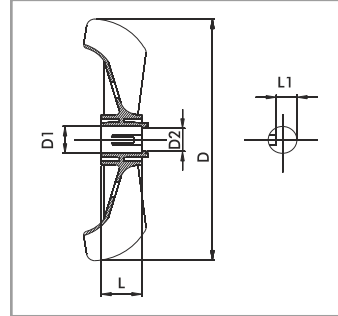
EN	TR
Material : Polyamide V2 VO (optional) + Glass fibre reinforced	Hammaddesi : Polyamid V2 VO (optional) + Cam elyaf katkılı
Colour : Brown Black	Renk : Kahverengi Siyah
Permanent operational temp. : -20 +100 °C	Sürekli ısıya direnci : -20 +100 °C
Short term max. operational temp. : -30 +150 °C	Kısa süreli ısıya direnci : -30 +150 °C

Type	Brown Code	Number of ways	A mm.	B mm.	C mm.	D mm.	E mm.	F mm.	K mm.	L mm.	M mm.	N mm.	S mm.	Z mm.
56 - 63	MKE 01	12	117,5	10	17,5	3,5	19,5	7,6	6,5	10	3,5	10	4,5	M 3
71 - 80	MKE 02	12	135	10,5	18,7	4	21,3	8,6	7,7	11,6	4	11,6	5,5	M 3,5
132	MKE 03	10	142	12,5	21,5	4	22	10,2	10	14,5	4,5	14,7	7	M 4
160 - 180	MKE 04	6	97,5	15,2	25	5	30	11,5	11,85	16,85	5	14,85	9	M 5
225 - 250	MKE 05	6	103,5	16,7	26,7	5	30	11,8	13	18	5	18	10	M 5
280	MKE 06													

## MOTOR ACCESSORIES

### ORTAC ELECTRICAL MOTOR PROPELLERS

EN	TR
Material : Polyamide	Hammaddesi : Polyamid
Colour : Black	Renk : Siyah
Permanent : -20 +100 °C operational temp.	Sürekli ısıya -20 +100 °C direnci
Short term max. -30 +150 °C operational temp.	Kısa süreli ısıya -30 +150 °C direnci

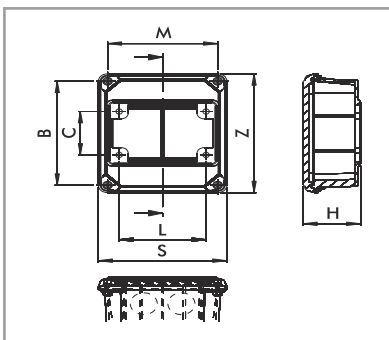


### MOTOR PERVANELER



Type	Code	D mm.	D1 mm.	D2 mm.	L mm.	L1 mm.
63	ORT 02	95	11	9,4	18,5	8,7
71	ORT 03	129	14	12	20	11,2
80	ORT 04	146	19	17	22	15,7
90	ORT 05	140	24	22	24	20,7
100 - 112	ORT 06	165	28	25,6	24	24,7
132	ORT 07	200	38	35,6	32	34,3
160	ORT 08	250	42	39,2	34	38,3
180	ORT 09	270	48	44,5	36	43,6
200 - 225	ORT 10	300	57	53,8	44	52,8
200 - 225	ORT 11	300	62	58,8	44	57,8

### MOTOR KLEMENS KUTULARI



### ORTAC MOTOR TERMINAL BOXES

EN	TR
Material : Polyamide	Hammaddesi : Polyamid
Colour : Gray Black	Renk : Gri Siyah
Permanent : -20 +100 °C operational temp.	Sürekli ısıya : -20 +100 °C direnci
Short term max. -30 +150 °C operational temp.	Kısa süreli ısıya -30 +150 °C direnci


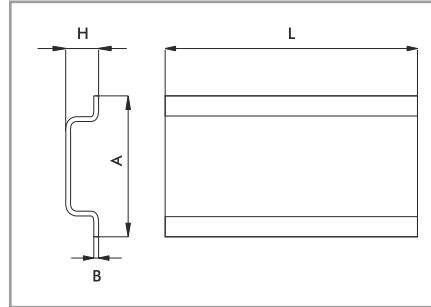
Type	Gray Code	Black Code	Z mm.	S mm.	H mm.	L mm.	C mm.	M mm.	B mm.	Cable Gland Size
56 - 63	PMK 01	PMKS 01	95,5	82,5	44	50	50	69	82	PG11
71 - 80 - 90	PMK 02	PMKS 02	103,5	93	49	55	55	77,5	88	PG16
100 - 112	PMK 03	PMKS 03	125,5	109	49	74	46	93,5	110	PG16
132	PMK 04	PMKS 04	143,5	127,5	56	92	46	112	128	PG21

## DIN RAILS

### ORTAC DIN RAIL

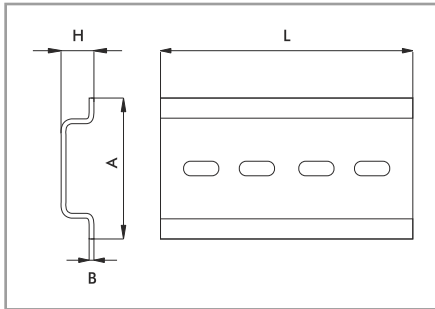
EN	TR
Material : Hot galvanised	Hammaddesi : So uk haddelenmi sac (DKP)
Plating : Chorome+3 White	Kaplama : Krom+3 Beyaz

### KAPALI T P MONTAJ RAYI



Code	A mm.	H mm.	B mm.	L cm.
ODSR02	35	7,5	1,0	100
ODSR03	35	7,5	1,0	200
ODSR04	35	7,5	1,0	300

### DEL KL T P MONTAJ RAYI



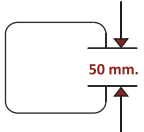

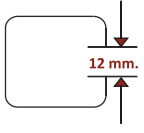

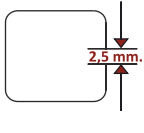
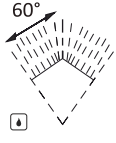
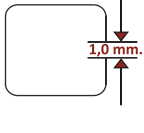
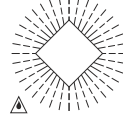
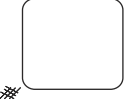
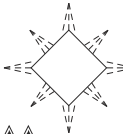
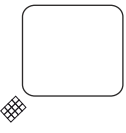

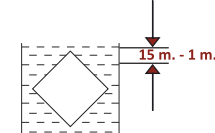
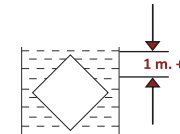
### ORTAC PERFORATED DIN RAIL / DEL KL T P

EN	TR
Material : Hot galvanised	Hammaddesi : So uk haddelenmi sac (DKP)
Plating : Chorome+3 White	Kaplama : Krom+3 Beyaz

Code	A mm.	H mm.	B mm.	L cm.
ODSR06	35	7,5	1,0	100
ODSR07	35	7,5	1,0	200
ODSR08	35	7,5	1,0	300

## KORUMA SINIFLARI / PROTECTION CLASS (IP)

IP 68 = IP Letter Code ..... IP  
1. Hane/Digit ..... 6  
2. Hane/Digit ..... 8

1. HANE DIGIT	Katı Cisimlere Karşı Koruma Değerleri <i>Protection From Solid Objects</i>	2. HANE DIGIT	Sıvı Maddele Karşı Koruma Değerleri <i>Protection From Liquid Objects</i>
0	Korumasız/No protection	0	Korumasız/No protection
1	 50 mm'den büyük katı cisimlere karşı korumalı <i>Protection against solid objects greater than 50mm in diameter</i>	1	 Damlayan suya karşı korumalı <i>Protection from dripping water</i>
2	 12 mm'den büyük katı cisimlere karşı korumalı <i>Protection against solid objects greater than 12mm in diameter</i>	2	 15 dereceye kadar damlayan su <i>Protection from vertically dripping water tilted up to 15°</i>
3	 2,5 mm'den büyük katı cisimlere karşı korumalı <i>Protection against solid objects greater than 2,5mm in diameter</i>	3	 60 dereceye kadar damlayan su <i>Protection from vertically dripping water 60°degree angle</i>
4	 1,0 mm'den büyük katı cisimlere karşı korumalı <i>Protection against solid objects greater than 1,0mm in diameter</i>	4	 Sıçrayan suya karşı korumalı <i>Protection from splashed water</i>
5	 Toza karşı korumalı <i>Protection from amount of dust that would interfere with the operation of the equipment</i>	5	 Su püskürtmesi <i>Protected against low-pressure jets from all directions - limited ingress permitted</i>
6	 Toz geçirmez <i>Dust - tight</i>	6	 Şiddetli deniz dalgası <i>Protection against heavy seas, or powerful jets of water</i>
		7	 15 m. - 1 m. Suya daldırma <i>Protection against effects of immersion from 15cm. to 1m.</i>
		8	 1 m. + Su altında bırakma <i>Protection against the ingress of water form all directions even under greatly high pressure on the housing</i>

# Notes

A large rectangular area with a red dashed border and horizontal dotted lines, intended for writing notes. The area is mostly empty, with the word "Notes" written in the top left corner.



# Notes

This image shows a template for a notes page. It features a large rectangular area enclosed by a red dashed border. The interior of this area is filled with horizontal dotted lines, providing a guide for writing. The word "Notes" is printed in the top-left corner of the page.

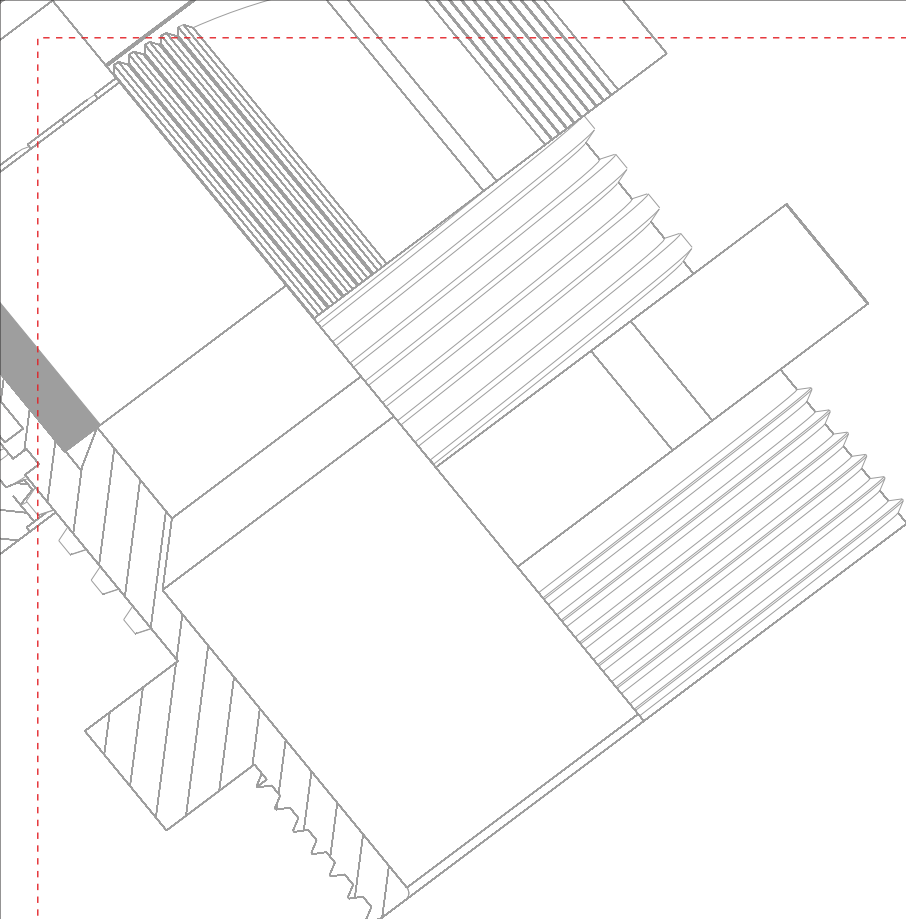
# Notes

This image shows a template for a page of notes. It features a prominent red dashed border that defines the writing area. Inside this border, there are numerous horizontal dotted lines spaced evenly down the page, providing a guide for writing. The word "Notes" is printed in a simple, black, sans-serif font in the upper-left corner of the page.



ISO 14001

# 2017-2018 CATALOGUE



*Establish Safety Connection...*



**ORTAC<sup>®</sup>**

*since 1969*